



**SANTA CRUZ METROPOLITAN TRANSIT DISTRICT (METRO)
FINANCE, BUDGET AND AUDIT STANDING COMMITTEE AGENDA**

JUNE 9, 2023 – 8:00 AM

HYBRID MEETING

Members of the public may attend in-person or participate remotely via Zoom.

**METRO Admin Office
110 Vernon Street
Santa Cruz, CA 95060**

**Zoom [Link](#)
Dial In: 1-669-900-9128
Meeting ID: 850 2343 3379**

The Finance, Budget and Audit Standing Committee Meeting Agenda Packet can be found online at www.SCMTD.com and is available for inspection at Santa Cruz METRO's Administrative Office at 110 Vernon Street, Santa Cruz, CA.

Public comment may be submitted via email to boardinquiries@scmtd.com. Please indicate in your email the Agenda item to which your comment applies. Comments submitted before the meeting will be provided to the Directors before or during the meeting. Comments submitted after the meeting is called to order will be included in the Board's correspondence that is posted online at the Board meeting packet link. Oral public comments will also be accepted during the meeting through Zoom. Each public comment is limited to three minutes or less. Board and Committee Chairs have the discretion to manage the public comment process in a manner that achieves the purpose of public communication and assures the orderly conduct of the meeting.

The Committee may take action on each item on the Agenda. The action may consist of the recommended action, a related action or no action. Staff recommendations are subject to action and/or change by the Board of Directors.

COMMITTEE ROSTER

Director Shebreh Kalantari-Johnson	City of Santa Cruz
Director Manu Koenig	County of Santa Cruz
Director Donna Lind	City of Scotts Valley
Director Mike Rotkin	County of Santa Cruz
Michael Tree	METRO CEO/General Manager
Julie Sherman	METRO General Counsel

SECTION I: OPEN SESSION

NOTE: THE COMMITTEE CHAIR MAY TAKE ITEMS OUT OF ORDER

1 CALL TO ORDER

2 SAFETY ANNOUNCEMENT

Curtis Moses, Safety, Security & Risk Management Director

3 ROLL CALL

4 ORAL AND WRITTEN COMMUNICATIONS TO THE FINANCE, BUDGET & AUDIT STANDING COMMITTEE

This time is set aside for Directors and members of the general public to address any item not on the Agenda, which is within the subject matter jurisdiction of the Board. No action or discussion shall be taken on any item presented except that any Director may respond to statements made or questions asked, or may ask questions for clarification. All matters of an administrative nature will be referred to staff. Each public comment is limited to three minutes or less. Board and Committee Chairs have the discretion to manage the public comment process in a manner that achieves the purpose of public communication and assures the orderly conduct of the meeting. When addressing the Board, the individual may, but is not required to, provide his/her name and address in an audible tone for the record.

5 ADDITIONS OR DELETIONS FROM AGENDA/ADDITIONAL DOCUMENTATION TO SUPPORT EXISTING AGENDA ITEMS

6 MONTHLY FINANCIAL UPDATE

Chuck Farmer, CFO

7 ADOPTION OF THE FINAL FY24 AND FY25 BUDGET

Chuck Farmer, CFO

8 ADJOURNMENT

ACCESSIBILITY FOR INDIVIDUALS WITH DISABILITIES

This document has been created with accessibility in mind. With the exception of certain third party and other attachments, it passes the Adobe Acrobat XI Accessibility Full Check. If you have any questions about the accessibility of this document, please email your inquiry to accessibility@scmtd.com. Upon request, Santa Cruz METRO will provide written Agenda materials in appropriate alternative formats, or disability-related modification or accommodation, including auxiliary aids or services, to enable individuals with disabilities to participate in and provide comments at/related to public meetings. Please submit a request, including your name, phone number and/or email address, and a description of the modification, accommodation, auxiliary aid, service or alternative format requested at least two days before the meeting. Requests should be emailed to boardinquiries@scmtd.com or submitted by phone to the Executive Assistant at 831-426-6080. Requests made by mail (sent to the Executive Assistant, Santa Cruz METRO, 110 Vernon Street, Santa Cruz, CA 95060) must be received at least two days before the meeting. Requests will be granted whenever possible and resolved in favor of accessibility.

PUBLIC COMMENT

If you wish to address the Board, please follow the directions at the top of the Agenda. If you have anything that you wish distributed to the Board and included for the official record, please include it in your email. Comments that require a response may be deferred for staff reply.

Pursuant to Section 54954.2(a)(1) of the Government Code of the State of California, this Agenda was posted at least 72 hours in advance of the scheduled meeting at a public place freely accessible to the public 24 hours a day. The Agenda Packet and materials related to an item on this Agenda submitted after distribution of the Agenda Packet are available for public inspection in the Santa Cruz METRO Administrative Office (110 Vernon Street, Santa Cruz) during normal business hours. Such documents are also available on the Santa Cruz METRO website at www.scmtd.com subject to staff's ability to post the document before the meeting.

- THIS PAGE INTENTIONALLY LEFT BLANK -



Year to Date Monthly Financial Report as of May 31, 2023

Finance, Budget & Audit Standing Committee

June 9, 2023

Chuck Farmer, Chief Financial Officer

May 2023 Key Financial Highlights

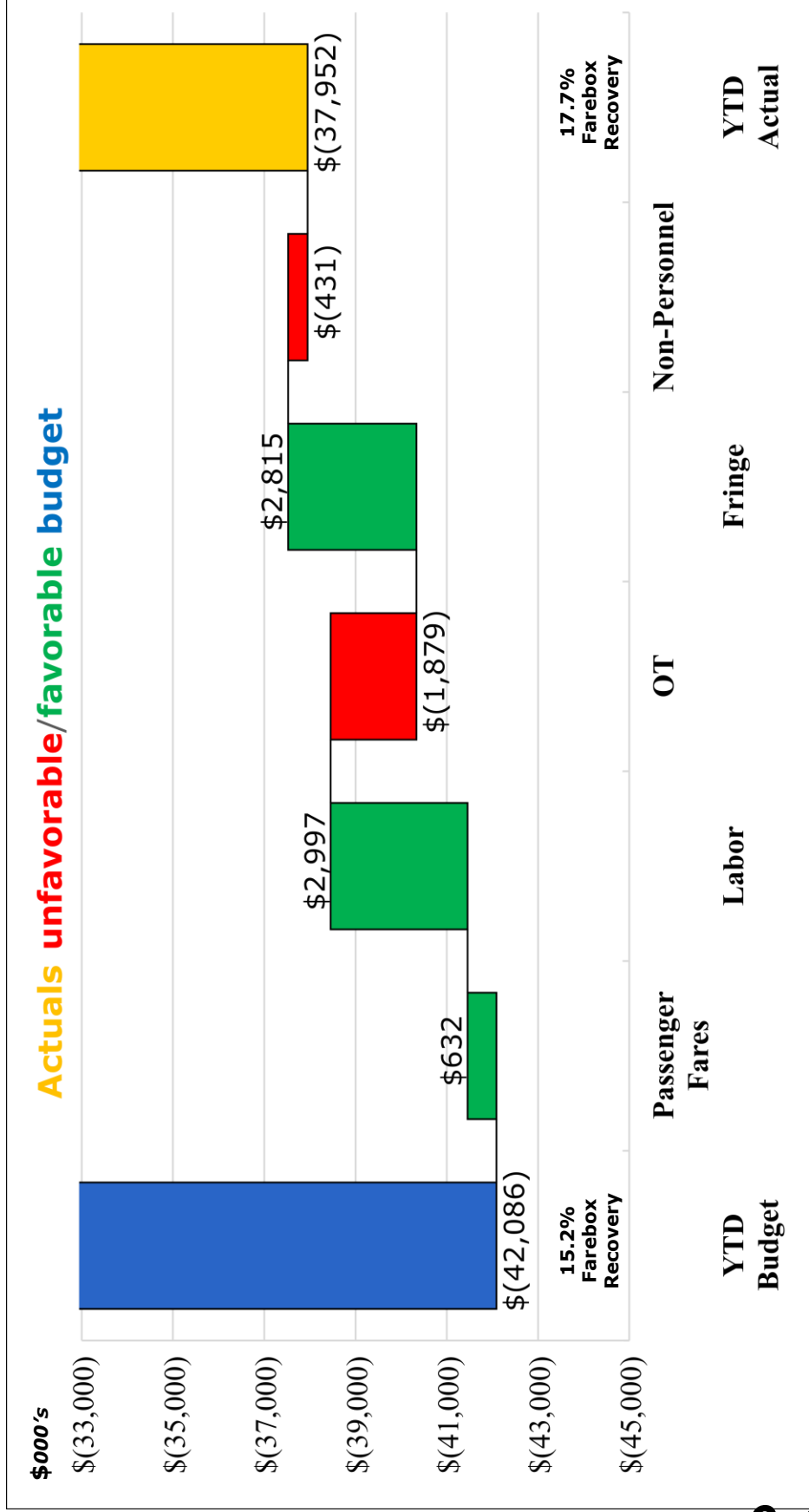
<p>Service</p>	<ul style="list-style-type: none"> • Fixed Route (including Hwy 17) Cost per Revenue Service Hour is \$xxx vs Budget of \$347 <ul style="list-style-type: none"> • xx canceled trips – • ParaCruz Cost per Trip is \$xx vs Budget of \$84 • Non-Student/Hwy 17 Passengers is xxxx vs Budget of 117,639 • Average “Kids Ride Free” increases of xxx on weekdays, xxx on weekend days
<p>Financials</p>	<ul style="list-style-type: none"> • Total Operating Surplus/(Deficit) is favorable \$0.4M driven by lower wages of \$0.2M, fringe of \$0.2M, and Non-Personnel of \$0.2M; partially offset by higher OT of \$0.2M • Non-Operating Revenues/Expense of \$2.6M are \$0.5M higher than budget of \$2.1M, primarily due to higher interest income and higher sales tax
<p>Capital</p>	<ul style="list-style-type: none"> • Capital spending of \$289K is under budget of \$480K primarily due to timing of projects – Security Gates, Parts Washer, and non-revenue Service Trucks
<p>Personnel</p>	<ul style="list-style-type: none"> • xxx Active Personnel vs 329* Funded Personnel • xx Vacancies at end of May, xx related to Paratransit and Bus Operators <ul style="list-style-type: none"> • 19 Bus Operators began training in early May

May 2023, YTD Pre-Close Financials

May YTD FY23 Operating Surplus/(Deficit)

Actual* vs. Budget

Overall 4.1M favorable



May 31, 2023

YTD Operating Revenue and Expenses

\$ 000's	Actual*	Budget	Fav / (Unfav)
Operating Revenue			
Passenger Fares	\$ 2,715	\$ 2,237	\$ 479
Special Transit Fares	5,464	5,311	154
Total Operating Revenue	\$ 8,180	\$ 7,547	\$ 632
Operating Expense			
Labor - Regular	\$ 15,543	\$ 18,540	\$ 2,997
Labor - OT	3,118	1,239	(1,879)
Fringe	16,381	19,196	2,815
Non-Personnel (<i>excludes COVID costs</i>)	11,089	10,658	(431)
Total OpEx	\$ 46,131	\$ 49,633	\$ 3,502
Operating Surplus/(Deficit)	(\$ 37,952)	(\$ 42,086)	\$ 4,134
	17.7%	15.2%	2.5%
Non-Operating Revenue/(Expense)			
Sales Tax/including Measure D	\$ 29,655	\$ 27,857	\$ 1,798
Federal/State Grants	12,657	10,271	2,386
COVID Relief Grants	7,974	11,607	(3,634)
COVID Related Costs	(80)	(286)	206
Pension UAL/Bond Interest Payment	(2,394)	(2,394)	0
All Other	1,496	628	868
Total Non-Operating Revenue/(Expense)	\$ 49,308	\$ 47,684	\$ 1,623
Operating Surplus/(Deficit) before Transfers	\$ 11,356	\$ 5,599	\$ 5,757
Transfers and Other			
Transfers to Bus Replacement Fund	(\$ 2,467)	(\$ 2,130)	(\$ 337)
Operating Surplus/(Deficit) after Transfers	\$ 8,889	\$ 3,468	\$ 5,421

- \$4.1M Operating Surplus driven by lower labor & fringe due to shortage of bus drivers; partially offset by increased OT and Non-Personal costs related to higher fuel costs

- Non-Operating Revenues favorable due to higher Sales Tax revenues, TDA/STA Grants, and Interest Income; partially offset by lower ARPA COVID drawdowns as a result of lower reimbursable costs

6-5

* Pre-close financials, subject to adjustments post close

Capital Spending

May 31, 2023 Capital Budget Spend

Project Category:	Month to Date		Year to Date		Full Year	
	Actuals*	Budget	Actuals*	Budget	Budget**	% Spend
Construction Related Projects	\$ -	\$ 6	\$ 11	\$ 17	\$ 23	47.8%
IT Projects	-	72	890	962	1,034	86.1%
Facilities Repair & Improvements	36	-	476	433	517	92.1%
Revenue Vehicle Replacement	257	362	2,233	2,287	3,019	74.0%
Revenue Vehicle Electrification Projects	-	10	46	16	5,850	0.8%
Non-Revenue Vehicle Replacement	-	-	63	68	218	28.9%
Fleet & Maintenance Equipment	-	30	-	105	180	0.0%
Misc.	(4)	-	166	203	211	78.7%
Total	\$ 289	\$ 480	\$ 3,885	\$ 4,091	\$ 11,052	35.2%

- Overall YTD spending is at 95.0%, or \$3.9M, of budget of \$4.1M; primarily lower due to timing of projects – Security Gates, Parts Washer, and non-revenue Service Trucks
- Active Projects include:
 - ERP Financial System
 - AVL/ITS, Automatic Passenger Counter
 - ZEB Chargers/Infrastructure

* Pre-close financials, subject to adjustments post close

** Revised budget approved in December, 2022

Questions?

Appendix

May 31, 2023

Monthly Operating Revenue and Expenses

	Actual*	Budget	Fav / (Unfav)
\$ 000's			
Operating Revenue			
Passenger Fares	\$ 252	\$ 215	\$ 37
Special Transit Fares	450	448	2
Total Operating Revenue	\$ 702	\$ 663	\$ 39
Operating Expense			
Labor - Regular	\$ 1,590	\$ 1,831	\$ 241
Labor - OT	320	84	(236)
Fringe	1,497	1,732	235
Non-Personnel (<i>excludes COVID costs</i>)	727	888	161
Total OpEx	\$ 4,134	\$ 4,535	\$ 401
Operating Surplus/(Deficit)	(\$ 3,433)	(\$ 3,873)	\$ 440
	17.0%	14.6%	2.4%
Non-Operating Revenue/(Expense)			
Sales Tax/including Measure D	\$ 2,616	\$ 2,241	\$ 375
COVID Related Costs	(2)	(20)	18
Pension UAL/Bond Interest Payment	(217)	(217)	-
All Other	176	61	115
Total Non-Operating Revenue/(Expense)	\$ 2,573	\$ 2,064	\$ 509
Operating Surplus/(Deficit) before Transfers	(\$ 860)	(\$ 1,808)	\$ 948
Transfers and Other			
Transfers to Bus Replacement Fund	(\$ 200)	(\$ 171)	(\$ 29)
Operating Surplus/(Deficit) after Transfers	(\$ 1,060)	(\$ 1,979)	\$ 919

6.10

* Pre-close financials, subject to adjustments post close



DATE: June 9, 2023
TO: Finance, Budget, and Audit Standing Committee
FROM: Chuck Farmer, Chief Financial Officer
SUBJECT: ADOPTION OF THE FINAL FY24 AND FY25 BUDGET

I. RECOMMENDED ACTION

That the Finance, Budget, and Audit Standing Committee review and recommend to the Board of Directors the adoption of the FY24 and FY25 Operating Budget and FY24 Capital Budget.

II. SUMMARY

- The FY24 and FY25 Operating Budget, and FY24 Capital Budget-Portfolio are presented this month for Board of Directors (Board) and public review. A public hearing has been scheduled for 9:00 am, or as soon thereafter as possible, during the June 23, 2023 board meeting.
- On June 24, 2022, the Board adopted the Final FY23 and FY24 Operating Budget. Santa Cruz METRO produces a 2-year rolling Budget. This Budget revises the June 2022 FY24 Budget and presents a new FY25 Operating Budget.
- The 5 – Year Plan for Santa Cruz Metropolitan Transit District (METRO) is presented in Attachment B. It depicts the proposed two-year FY24 and FY25 Operating Budget and Forecasts for FY26 to FY28.
- The proposed two-year FY24 and FY25 Operating Budgets – Attachment C total \$65,083,522 and \$66,397,455 respectively.
- In addition, METRO will be transferring:
 - \$2.3M in FY24 and FY25 to the Capital Budget (Bus Replacement Fund)
 - \$2.0M in FY24 and FY25 for the UAL & OPEB liability
 - \$4.0M in FY24 and FY25 for Grant matching
 - \$1.3M in FY24 and \$0.5M in FY25 to Reserve Replenishment
 - \$2.4M in FY24 and \$5.6M in FY25 from the COVID-19 Recovery Fund
- These results match the total Operating Revenue Budget of \$72,597,335 in FY24 and \$69,789,354 in FY25. This is a Draft Budget, which reflects available data regarding revenues and expenses. The Final two-year Budget will be presented to the Board of Directors on June 23, 2023.
- The year over year Operating Budget growth of approximately \$4,124K in expenses in FY24 is detailed in Sections B and C.

- Metro held a Budget Workshop with the Unions on May 1, 2023 to answer questions about the two-year draft FY24 and FY25 Operating Budget and the FY24 Capital Budget-Portfolio and to obtain input from its union partners.
- The Authorized and Funded Personnel lists are presented in Attachment D.
- The Draft FY24 Capital Budget-Portfolio – Attachment E totals \$83,081,176
- Staff recommends that the Finance, Budget and Audit Standing Committee Board receive input on the Draft FY24 and FY25 Operating Budget and FY24 Capital Budget-Portfolio and provide additional direction to staff as necessary regarding the contents of the Draft Operating and Capital Budgets, for final adoption on June 23, 2023 and forward the Budget to the full Board for initiation at the Public Hearing.

III. DISCUSSION/BACKGROUND

The Board of Directors must adopt the Final FY24 and FY25 Operating Budget and FY24 Capital Budget-Portfolio by June 30, 2023. The Draft FY24 and FY25 Operating Budget and the FY24 Capital Budget-Portfolio are presented this month for Board and public review. A public hearing has been scheduled for 9:00 am, June 23, 2023.

On June 24, 2022, the Board adopted the Final FY23 and FY24 Operating Budgets. Santa Cruz METRO produces a 2-year rolling Budget. This Budget revises the June 2022 FY24 Operating Budget and presents a new FY25 Preliminary Draft Operating Budget.

Metro held a Budget Workshop with the Unions on May 1, 2023 to answer questions about the two-year Draft FY24 and FY25 Operating Budget and FY24 Capital Budget-Portfolio to obtain input from its union partners.

The presentation of financials on the Summary page in Attachment C are presented in this format:

Operating Revenues are directly associated with ridership and represent the amounts paid by the rider or organizations to use transit services. The categories includes Passenger-paid fares (Local and Highway 17 Fares) and Organization-paid fares (Special transit fares: contracts with the local colleges and Highway 17 partners).

Operating Expenses are the expenses associated with the operation of the transit agency and goods and services purchased for the operation of the system, such as Labor (Salaries & Wages), Fringe Benefits, Non-Personnel Expenses (Services, Materials and Supplies, Utilities, Insurance, and Other expenses). This provides a quick and easy view of the Farebox Recovery.

The Non-Operating Revenue and Expenses section provides insight into revenue and expenses that are not directly or/and immediately impacted by increase/decrease of ridership.

Non-Operating Revenues represent external sources such as Sales Tax Revenue, Federal/State Grants, and all other forms of income (Advertising, Rental, etc.) that is used to support Metro operations and capital investments.

Non-Operating Expenses are for non-recurring, or limited time frame, costs such as those related to COVID for testing and cleaning protocols, expected to go away in the next year or two. Pension UAL costs (previously reported as part of Fringe benefits) which are the additional costs incurred to cover the shortfall of pension funding have been replaced by the Sales Tax Revenue Bond payments (reported as part of non-personnel costs) in FY24.

These changes will align Metro’s financial reporting more closely to other transportation agencies and allow for an easier comparison of revenues and costs related to ridership and external sources.

Attachment C – Page 1

A. Operating Revenues

Operating Revenues, related to ridership, total \$9,175K in FY24 and \$9,407K in FY25. Major Operating Revenue assumptions in the Draft FY24 Budget over the FY23 Final Budget, adopted in June 2022, include:

- Passenger Fares – overall increase \$643K, or 26.4%, to \$3,080K due to increased ridership across all modes: Fixed Route increase \$237K, or 14.6%, to \$1,858K, Paratransit increase \$16K, or 8.0%, to \$210K, Highway 17 Fares increase \$394K, or 66.4%, to \$988K
- Special Transit Fares – overall increase of \$142K, or 2.4%, to \$6,095K; primarily due to contractual increases and increased ridership recovery as impact from COVID declines: UCSC increase \$95K, or 2.0%, to \$4,876K, Cabrillo College increase \$12K, or 2.0%, to \$595K, City of Santa Cruz increase \$25K, or 73.1%, to \$59K, Highway 17 Contracts increase \$11K, or 2.0%, to \$562K

Moderate increases of ~2.5% to \$9,407K overall for Operating Revenue sources are budgeted in FY25.

B. Operating Expenses

Operating Expenses, excluding Pension UAL/Sales Tax Revenue Bond payments (which are discussed in Section C), total \$60,911K in FY24 and \$62,220K in FY25. Operating Expenses assumptions in the Draft FY24 Budget over the FY23 Final Budget, adopted in June 2022, include:

Personnel Expenses (Labor and Fringe Benefits) increased overall by \$294K, or 0.7%, to \$43,205K vs. FY23 Budget

- Regular Labor Costs – decrease \$194K, or 1.0%, to \$20,220K
 - Contractual items of step and longevity increases
 - Net 2 new FTE added, proposed incremental positions
 - Sr. Customer Service Representative
 - Safety & Training Coordinator
 - Grants/Legislative Analyst
 - Mechanic III

- Maintenance Trainer
- Assistant Ops & Customer Service Manager
- HR Analyst I - *two year provisional*
- Sr. Payroll Administrator
- Dispatcher/Scheduler – 2 FTE
- Parts & Materials Manager

Offset by proposed positions to be defunded

- Mechanic I & II
 - Assistant Safety & Training Coordinator
 - Financial Analyst
 - Upholster I
 - Paratransit Clerk III
 - Customer Service Rep – 2 FTEs
 - Parts & Materials Clerk
 - Customer Service Assistant
- Overtime - decrease of \$154K, or 11.6%, to \$1,171 as recruitment increases to fill vacancies
 - Fringe Benefits costs - increase of \$641K, or 3.0%, to \$21,813K; primarily due to increased cost for Medical/Dental/Vision insurance (\$324K, or 2.6%, to \$12,595K), along with higher Retirement CalPERS cost (\$331K, or 13.9%, to \$2,709K); partially offset by lower SDI (\$46K, or 16.9%, to \$228K), SUI (\$12K, or 25.8%, to \$35K), and Other Fringe Benefits (\$22K, or 10.8%, to 185K)

Non-Personnel Expenses Excluding Sales Tax Revenue Bond related costs (which are represented in Section C below) increase of \$5,300K, or 42.7%, to \$17,706K vs FY23 Budget

- Services – \$7,702, an increase 32.4% or \$1,886K primarily due to:
 - Admin/Bank Fees increase 42.5% in anticipation of restoring the cash revenue pick-ups to twice a week, as ridership slowly returns to pre-pandemic levels;
 - Professional/Technical Fees increase 41.8% due to multiple initiatives and programs, among which the launch of a multidimensional organizational rebranding program aimed to reposition Metro as a strong community partner and to meet our strategic goals of attracting and increasing ridership, Internal Audits for Advanced Technology, Facilities Master Plan, Maintenance & Operations, Safety Plan, Strategic Revenue Planning, Long Range Plan along with Project Management for the TIRCP Grant;

- Legislative Services increase 155.8% due to anticipated spending for consultant services to assist with future funding of the zero emission program;
- Legal Services increase 21.8% due to Strategic Revenue planning costs;
- Repair – Equipment increase 62.2% primarily due to IT contracts for maintenance/cloud hosting and increased costs on CNG equipment maintenance and repair
- Mobile Materials & Supplies – \$5,429, an increase of 63.1% or \$2,100K primarily due to:
 - Fuel & Lube increase 88.2% as a result of higher costs for both Revenue and Non-Revenue vehicles, primarily the CNG costs which have had a significant price increase in 2023
 - Revenue Vehicle Parts increase 32.4% primarily due to higher costs for Cummins and New Flyer bus parts
- Other Materials & Supplies – \$903K, an overall increase of 21.7% or \$161K primarily related to printing for new marketing campaigns, One Ride at a Time bus wraps, and materials related to the Strategic Revenue planning initiatives and workshops; partially offset by decreased spending related to COVID supplies
- Utilities – \$911K, an increase of 10.2% or \$84K primarily due to estimated increase for Gas & Electric (expected rate increase from PG&E) along with increased Propulsion Power as more ZEB buses are purchased and put into service
- Casualty & Liability – \$1,327K, an increase of 22.7% or \$245K related to the increase of insurance premiums; will be adjusted when the invoices are available in June 2023
- Taxes – \$58K, an increase of 3.3% or \$2K due to higher costs for Customer Service parking permits and increased Co-Op fees; partially offset by lower Fuel Tax
- Misc. Expense – \$1,048K, an increase of 178.0% or \$671K primarily due to increased Local Meeting Expenses as monthly BoD meetings will return to in-person meetings, Employee Training for Workforce Training for new Hydrogen Bus & Infrastructure, and increased Marketing costs for Advertising
- Interest Expense & Debt Service
 - Interest Expense - Loan – \$0.9K, a decrease of 89.0% or \$7K due to interest payment on bus lease contract ending in FY24
 - Debt Service – Interest Expense POB and Principal POB are discussed in Section C below
- Leases & Rentals – \$327K, an increase 93.8% or \$158K primarily due to lease of new facility in Watsonville for ParaCruz and Operations

Major Operating Expense assumptions in the preliminary Draft FY25 Budget over the FY24 Budget include:

Personnel Expenses (Wages, Overtime, and Fringe Benefits) increased overall by \$1,390K, or 3.2%, to \$44,595K excluding the Pension UAL costs

- Wages – increase \$278K, or 1.4%, to \$20,499K
 - Only contractual items of step and longevity increases
- Overtime - increase of \$25K, or 2.2%, to \$1,196K
- Fringe Benefits costs– increase \$1,087K, or 5.0%, to \$22,900K
 - Anticipated increase in Medical insurance premiums, effective in January 2024, partially offset by;
 - Projected decrease in Retirement as per CalPERS Annual Valuation Report from 11.0% in FY24 to 10.8% in FY25

Non-Personnel Expenses Excluding Sales Tax Bond related costs (which are represented in Section C below) decreased by \$81K, or 0.5%, to \$17,625K; primarily due to non-recurring costs from FY24

C. Non-Operating Revenue/(Expense)

Non-Operating Revenue/(Expense) totals \$59,250K in FY24 and \$56,205K in FY25. Non-Operating Revenue/(Expense) assumptions in the Draft FY24 Budget over the FY23 Final Budget, adopted in June 2022, include:

Sales Tax Revenues

- 1979 Gross Sales Tax (1/2 cent) – increase of \$926K, or 3.5%, to \$27,540K which is a conservative estimate based on overall inflation and decline of amounts received in FY23
- 2016 Net Sales Tax (Measure D) – increase of \$107K, or 2.6%, to \$4,269K. The projected increase mirrors the anticipated increase in the 1979 Gross Sales Tax (1/2 cent).

Federal/State Grants

- Transportation Development Act (TDA-LTF) - \$8,912K, an decrease of 3.3% or \$306K, as per recent allocations
- FTA 5307 – \$3,830K, an increase 100%, based on the amount needed to cover operating expenses as a result of available American Rescue Plan Act of 2021 (ARPA) funding in FY24
- LCTOP – \$747K, an increase of 38.9% or \$209K, amounts are based on funding allocated from the State Controller’s Office (SCO) from the Greenhouse Gas Reduction Fund via the Regional Transportation Commission (RTC).
- TDA – STA – Operating (includes SB1) – \$6,044K, an increase of 35.0% or \$1,568K, reflecting the recent increased allocation estimates from the State Controller’s Office (SCO), STA funds are derived from the statewide excise tax on diesel fuel and are allocated based on population and revenue for the prior fiscal year

COVID Relief Grants

- American Rescue Plan Act of 2021 (ARPA) – \$9,959K, a decrease 35.7% or \$5,518K; based on the anticipated draw down in FY24 for reimbursement of allowable personnel and operating expenses.

All Other Revenue

- Advertising Income – \$172K, a decrease of 11.6% or \$23K, as a result of limited availability of space for advertising on some buses after the launch of the One Ride at a Time campaign
- Rental Income – \$105K, a decrease of 20.6% or \$27K, as a result of the remodel of Pacific Station Metro will be unable to rent space at that location until the construction is finished along with diminishing rentals at the Watsonville Transit Center
- Interest Income – \$756K, an increase of 202.2% or \$506K, based on current trends and the cash balance at the Treasury
- All Other Income – \$206K, an increase of 111.8% or \$108K, primarily due to the CNG sales as a result of higher prices Metro can pass through to customers

COVID-19 Related Expense

Decrease of 100% or \$298K, as a result of both the California and Federal governments ending the COVID-19 State of Emergency. Going forward any/all costs will be absorbed in the general operating expenses.

Pension UAL/Sales Tax Revenue Bond Debt Service

Expense of \$4,173K is a decrease of 35.2%, or \$1,470K, primarily due to the Pension UAL payment that was eliminated for FY24 as a result of the sale of the Bond in March 2022

Increases in Non-Operating Revenue Sources budgeted in FY25, are:

- Sales Tax, including Measure D – increase of 1.0%, to \$32.1M
- American Rescue Plan Act (ARPA) COVID Relief grant, decrease of 100.0% driven by the final drawdown of remaining available funds occurring in FY24
- Federal/State Grants – increase \$6.6M, or 32.4%, \$27.0M primarily due to FTA 5307 and STIC grants increase of \$7.8M; partially offset by TDA – STA decrease of \$1.5M

Attachment C – Page 4

D. Transfers & Operating Balance

Operating Balance before Transfers total \$7,513,813 in FY24 and \$3,391,899 in FY25. Assumptions in the preliminary FY24 budget over the FY23 Final budget, adopted in June 2022, include:

- Transfers to Capital Budget/Bus Replacement Fund of \$2,350K is a decrease by 0.2% or \$4K. This amount is consistent with the goal to honor our commitment to the Capital Budget and maintain assets in a state of good repair by committing a minimum of \$3.0M each year from the Measure D and TDA-

STA transfer from Operating, along with STA-SGR that goes directly to the Capital Budget.

- Available Measure D revenues are 0.2% or \$4K lower than FY23
- STA-SGR grant of \$812K is 5.3% ,or \$41K, higher than FY23, going directly to the Bus Replacement Fund / Capital Budget
- Total Transfer to Bus Replacement Fund is \$3,162K in FY24
- Transfers to/(from) Operating and Capital Reserve Fund of \$7,626K is an increase of 17.3% or \$1,126K
 - Fuel Tax – increase by 100% or \$291K due to the renewal of the Fuel tax credit through December 2024.
 - UAL & OPEB – the \$2,000K transfer is flat with FY23
 - Reserves Replenishments – increase by 100% or \$1,335K transfer to the Operational Sustainability Reserve Fund to meet target balance of three (3) months of the average operating expenses for the most current fiscal year’s budget, in accordance with Metro’s Revised Reserves Policy, adopted on Nov, 15, 2019).
 - Operating and Capital Reserve Fund of \$4,000K is a decrease of 11.1% or \$500K; Funds are committed 100% or as local match for multiple Capital Projects (detailed in Attachment B) presented to the Board for consideration and approval as part of the Adoption of the Final Budget in June 2023.
- Transfers from COVID Recovery Fund of \$2,462K is an increase of 100%; Funds from the Covid Recovery Fund will be reinvested in the FY24 Budget and beyond to sustain services during the period of ridership recovery to pre-pandemic levels and will be primarily allocated to one time programs and initiatives.

Changes in the budgeted Transfers & Operating Balance in FY25 of \$ 6,660K is 12.7%, or \$966K, lower

- Reserves Replenishments will decrease by 61.5%, or \$821K, to \$514K
- Operating and Capital Reserve Fund (including Fuel Tax Credit) will decrease by 4.9%, or \$146K, to \$4,146K
- Covid Recovery Fund transfer will increase 127.3%, or \$3,137K, to \$5,599K

E. Capital Budget

The Draft FY24 Capital Budget-Portfolio as shown in Attachment E totals \$83,081K.

The current FY24 Capital Budget-Portfolio consists of ongoing projects rolled forward from FY23 along with new projects which are funded by a variety of sources.

In FY18, a new capital Budget funding strategy was adopted by the Board that results in a minimum of \$3.0M per year being dedicated to the annual capital

Budget. This new strategy created the “Bus Replacement Fund” and establishes consistent annual transfers of STA-SB1 funds and Measure D funds to the capital Budget that are needed to provide funding and stability for the required local match for obsolete fixed-route buses and Paratransit vehicles.

Annual unspent Measure D and STA-SGR funds will ‘accumulate’ in the Bus Replacement Fund until they are allocated to specific projects and spent on new replacement buses and vans.

The following amounts are dedicated to the Bus Replacement Fund in FY24:

- (2016 Net Sales Tax) – Measure D - \$2,350K (transfer from Operating Budget)
- STA-SGR - \$812K (goes directly to the capital Budget)
- Total = \$3,162K

Noteworthy ongoing capital project activity (> \$100K) this fiscal year includes:

- New and Ongoing Construction Related Projects:
 - Ongoing – METRO Owned ParaCruz Facility Project – \$2,040K from the Operating & Capital Reserve Fund. The project is identified as critical to move the agency forward towards a sustainable future, in support of the METRO 10-Year Strategic Business Plan, and was approved by the Board on November 15, 2019.
 - Ongoing – Pacific Station/Metro Center Redevelopment with the City of Santa Cruz – \$4,491K, of which \$3,991K will come from the Bus Replacement Fund and the remaining \$500K from The Transit and Intercity Rail Capital Program (TIRCP) grant toward the redevelopment of the facility.
 - New – Hydrogen Fueling Station – \$11,950K funded by a \$8,950K TIRCP grant and \$3,000K from the Operating & Capital Reserve Fund for the design and construction of a permanent hydrogen fueling station. Metro will partner with several experts in the industry to design and construct the fueling station. It is anticipated that the construction will begin in late 2023 and conclude by 2025 when the vehicles are delivered for testing and acceptance.
 - New – Rapid Bus Enhancement - \$9,500K funded by a \$5,100K TIRCP grant and \$4,400K from the Operating & Capital Reserve Fund to provide transit enhancements along the Soquel Drive Corridor in the County of Santa Cruz, from La Fonda Avenue to Freedom Boulevard.
 - New – Scotts Valley Transit Center roof replacement - \$100K from the Operating & Capital Reserve Fund will be used to replace the roof that is past its useful life and is showing signs of deterioration. Solar panels will be added to reduce overall expenses to the site.
 - New – Watsonville Parking Lot - \$1,500K from the Operating & Capital Reserve Fund.

- New – Watsonville Station Redevelopment - \$8,500K from the TIRCP grant to redevelop the Watsonville Transit Center into an updated Transit and Mobility Center, with a four-story, 60+-unit, net-zero affordable housing development, to assist in serving historically disadvantaged communities with increased access to affordable housing and supporting mode shift from Single Occupancy Vehicle (SOV) use to transit.
- New & Ongoing- IT Projects
 - Ongoing – Enterprise Resource Planning (ERP) System – The current financial system was purchased in the late 1990's, more than 20 years ago. The new system will incorporate Core Financials, Fixed Assets, HCM, Payroll, Purchasing, and Budgeting for a more efficient and integrated system. The total Budget is \$3,850K – of which \$200K for consulting costs were paid in FY23 from Operating Expenses with the remaining \$3,650K to be capitalized and funded from the Operating & Capital Reserve Fund.
 - New – Metro Website - \$250K from the Operating & Capital Reserve Fund to revamp the METRO website to be more user friendly, easier to navigate, with information for the community beyond services provided by METRO
 - New – Integrated Ticketing & Schedule Optimization - \$375K from the TIRCP grant that will seek to increase transit ridership by improving the customer experience through the implementation of contactless payments via contactless debit or credit card tap and go. Phase 2 will involve schedule optimization across local and regional agencies in order to reduce transfer times.
- New & Ongoing – Facilities Upgrades and Improvements
 - Ongoing - Maintenance Yard – Security Hardening and Expanded Parking - \$404K from the Operating & Capital Reserve Fund. This is Phase 3 of the project which will continue to improve the security and access to the Maintenance yard. Tasks to be completed include, but are not limited to, retrofit of Bay 11 for the ARTIC buses and gate relocation.
 - Ongoing - JKS Facility – Upper security gates; this project will automate two gates along with the installation of a pedestrian access gate at JKS which will be funded with \$195K from the Operating & Capital Reserve Fund.
 - Ongoing - Fueling Station Awning – construction of an awning over the fueling station to protect staff and equipment from the weather elements. This project is funded with Federal funds of \$235K.
 - New – Hydrogen Maintenance Facility Upgrades - \$1,500K from TIRCP grant for the infrastructure improvement and modifications needed to maintain and support the addition of hydrogen cell buses to METRO's fleet

- New – 12 Bus Shelters - \$300K from the Operating & Capital Reserve Fund to purchase and install bus shelters, including the creation of a pad if needed and solar lighting. This will provide safer locations for riders to wait for the bus, as well as provide consistent branding for METRO as it looks to increase ridership over the next several years
- New & Ongoing – Vehicle Replacement & Infrastructure Projects – Santa Cruz METRO has been awarded grants from a variety of Federal, State, and local agencies to replace aging revenue and non-revenue (service) vehicles which are in alignment with Santa Cruz METRO’s strategy to begin replacing its fossil-fueled bus fleet with all zero emission buses by 2040.
 - Ongoing - JKS Facility-ZEB Yard Charging Electric Bus Infrastructure \$231K
 - Ongoing - Automatic Vehicle Locator (AVL/ITS) \$422K.
 - Ongoing - CNG buses (3) Capital Lease, final year \$117K
 - New - Hydrogen Fuel Cell buses (29) to assist in the replacement of obsolete CNG and Diesel vehicles \$35,560K; vehicles are expected to be delivered in 2025 and 2026 for testing and acceptance
 - New - ParaCruz Van Replacements (7) \$994K
 - New – ARTIC buses (10) \$1,000K
- Miscellaneous – reflects a proposed transfer of \$727K from the Operating & Capital Reserve Funds to the FY24 Capital Budget-Portfolio for small projects, typically costing less than \$100K that are identified throughout the year and do not qualify for Federal or State grants

F. Projected Operating Reserves as of June 30, 2023

Balances in the various Reserve categories are aligned with METRO Reserve Fund policy (revised and adopted by the Board on Nov 15, 2019). Estimates as of May 25, 2023

- \$2.3M Worker’s Compensation Fund
- \$0.7M Liability Insurance Fund
- \$16.3M Operations Sustainability Fund
- \$3.0M Cash Flow Fund
- \$31.5M COVID Recovery Fund
- \$6.0M UAL/OPEB
- Committed against Projects in the FY24 Capital Portfolio
 - \$10.8M Bus Replacement Fund
 - \$13.2M Operating & Capital Reserve Fund

IV. STRATEGIC PLAN PRIORITIES ALIGNMENT

This report pertains to METRO’s Financial Stability, Stewardship & Accountability.

V. FINANCIAL CONSIDERATIONS/IMPACT

The proposed two-year FY24 and FY25 Operating Budgets – Attachment C total \$65,083,522 and \$66,397,455 respectively. In addition, METRO will be transferring: \$2,349,727 in FY24 and \$2,330,955 in FY25 to the Capital Budget (Bus Replacement Fund), \$2,000,000 in FY24 and FY25 for the UAL & OPEB liability, \$4,291,096 in FY24 and \$4,145,548 in FY25 for Grant matching (includes Fuel Tax Credit), \$1,334,701 in FY24 and \$514,067 in FY25 to Reserve Replenishment, and \$2,461,711 in FY24 and \$5,598,671 in FY25 from the COVID-19 Recovery Fund

These results match the total Operating Revenue Budget of \$72,597,335 in FY24 and \$69,789,354 in FY25. This is a Draft Budget, which reflects available data regarding revenues and expenses. The Final two-year Budget will be presented to the Board of Directors on June 23, 2023.

The Draft FY24 Capital Budget-Portfolio– Attachment E totals \$83,081,176.

VI. ALTERNATIVES CONSIDERED

There are no recommended alternatives at this time. Staff recommends that the Finance, Budget and Audit Committee take input on the Draft FY24 and FY25 Operating Budget and FY24 Capital Budget-Portfolio and provide additional direction to staff as necessary regarding the contents of the Operating and Capital Budgets.

VII. ATTACHMENTS

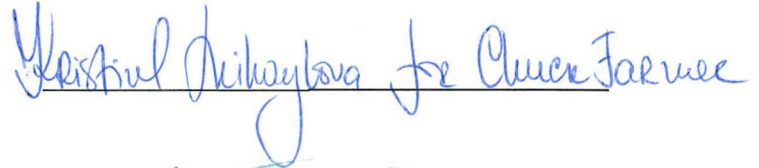
- Attachment A:** Presentation of FY24 and FY25 Draft Operating Budgets and FY24 Capital Budget-Portfolio
- Attachment B:** 5 – Year Budget Plan
- Attachment C:** FY24 and FY25 Operating Budgets
- Attachment D:** Authorized and Funded Personnel
- Attachment E:** FY24 Capital Budget/Portfolio
- Attachment F:** FY24 Board Member Travel
- Attachment G:** FY24 & FY25 Employee Incentive Program
- Attachment H:** FY24 & FY25 Board Authorized METRO Support Activities
- Attachment I:** FY24 & FY25 Memberships
- Attachment J:** Preliminary Schedule of Reserve Balances
- Attachment K:** Measure D: 5-Year Program of Projects (FY24 – FY28)

Prepared By: Cathy Downes, Sr. Financial Analyst

VIII. APPROVALS:

Approved as to fiscal impact:

Chuck Farmer, Chief Financial Officer



Michael Tree, CEO/General Manager



- THIS PAGE INTENTIONALLY LEFT BLANK -



FY24 & FY25 Operating and FY24 Capital Budget

Finance, Budget & Audit Standing Committee

June 9, 2023

Chuck Farmer, Chief Financial Officer

Overview of Today's Presentation

- FY24 Operating Budget
 - Changes from May Budget
 - FY23 – FY24 Budget Summary
 - FTE Changes
- FY25 Operating Budget
 - FY24 – FY25 Budget Summary
- FY24 Capital Budget/Portfolio
- Projected Operating Reserves
- 5 Year Projections
- Appendix
 - Operating Budget Risks
 - FY24 & FY25 Budget Assumptions
 - FY24 & FY25 Additional Information
 - Budget Timeline

FY24 Operating Budget

Operating Surplus/(Deficit) Budget Changes

May 19, 2023 – June 9, 2023

June Presentation vs May Presentation \$000's	
May FY24 Budget Operating Surplus before Transfers	\$ 7,521
<u>Change in Expenses</u>	
Net Change Wages/Fringe adjustments	(\$ 30)
California Hydrogen Business Council (CHBC) membership	(8)
	Total OpEx
	<u>(\$ 37)</u>
	Operating Surplus/(Deficit)
	<u>(\$ 37)</u>
<u>Changes in Non-Operating Revenue/(Expense)</u>	
Net Change Federal/State Grants	\$ 30
	Total Non-Operating Revenue
	<u>\$ 30</u>
	Sub Total of Changes
	<u>(\$ 8)</u>
FY24 Budget Operating Surplus before Transfers	<u>\$ 7,514</u>

FY23 – FY24 Budget Summary

	FY23 Budget	FY24 Budget	Year over Year Change
<i>\$000's</i>			
Operating Revenue			
Passenger Fares	\$ 2,437	\$ 3,080	26.4%
Special Transit Fares	5,953	6,095	2.4%
Total Operating Revenues	\$ 8,390	\$ 9,175	9.4%
Operating Expense			
Labor - Regular **	\$ 20,415	\$ 20,220	(1.0%)
Labor - OT	1,325	1,171	(11.6%)
Fringe	21,172	21,813	3.0%
Non-Personnel	12,108	17,706	46.2%
Total OpEx	\$ 55,019	\$ 60,911	10.7%
Operating Surplus/(Deficit)	(\$ 46,629)	(\$ 51,736)	11.0%
<i>Farebox Recovery</i>	<i>15.2%</i>	<i>15.1%</i>	<i>0.0%</i>
Non-Operating Revenue/(Expense)			
Sales Tax/including Measure D	\$ 30,775	\$ 31,808	3.4%
Federal/State Grants	14,496	20,415	40.8%
COVID Relief Grants	15,477	9,959	(35.7%)
Pension UAL/Bond Payment*	(5,643)	(4,173)	35.2%
All Other	676	1,240	83.4%
Total Non-Operating Revenue	\$ 55,483	\$ 59,250	6.8%
Operating Surplus/(Deficit) before Transfers and Other	\$ 8,853	\$ 7,514	(15.1%)
Transfers to Capital/Bus Replacement/Sustainability Funds (To)/From COVID Recovery Fund	(\$ 8,853)	(\$ 9,976)	12.7%
Operating Surplus/(Deficit) after Transfers	-	-	100.0%

*Bond Payment started in FY23

** No COLA's have been considered for this budget

FY23 – FY24 Proposed FTE Changes

Attachment A

Final Adopted FY23 Budget, 06-24-2022	
<p>329 Funded FTEs :</p>	<ul style="list-style-type: none"> • Mechanic I – II • Assistant Safety & Training Coordinator • Financial Analyst • Upholster I • Customer Service Rep – 2 FTE • Customer Service Assistant • Parts & Materials Clerk • Paratransit Clerk III
<p>De-Fund FTEs: 9</p>	
<p>Fund FTEs: 11</p>	<ul style="list-style-type: none"> • Grants/Legislative Analyst • Mechanic III • Sr. Payroll Administrator • Dispatcher/Scheduler – 2 FTE • Assistant Ops & Customer Service Manager • Parts and Materials Manager • Sr. Customer Service Representative* • Safety & Training Coordinator* • Maintenance Trainer* • HR Analyst I (24 month provisional position) *
<p>331 Funded FTEs :</p>	

FY24 Budget, 06-09-2023

FY24 – FY25 Operating Budget

FY24 TO FY25 Walk down

\$000's	
FY24 Budget Operating Surplus	\$ 7,514
<u>Changes in Revenue</u>	
Passenger Fares increase in ridership	\$ 106
Contracted Increases	126
Total Operating Revenues	\$ 232
<u>Change in Expenses</u>	
Salary/Fringe step/longevity increases	(\$ 1,390)
All Other	81
	Total OpEx
	(\$ 1,309)
	Operating Surplus/(Deficit)
	(\$ 1,078)
<u>Changes in Non-Operating Revenue/(Expense)</u>	
Sales Tax/including Measure D	\$ 318
Federal/State Grants	6,621
COVID Relief Grants	(9,959)
All Other	(24)
	Total Non-Operating Revenue
	(\$ 3,044)
	Sub Total of Changes
	(\$ 4,122)
FY25 Budget Operating Surplus before Transfers	\$ 3,392

FY24 – FY25 Budget Summary

	FY24 Budget	FY25 Budget	Year over Year Change
<i>\$000's</i>			
Operating Revenue			
Passenger Fares	\$ 3,080	\$ 3,186	3.4%
Special Transit Fares	6,095	6,221	2.1%
Total Operating Revenues	\$ 9,175	\$ 9,407	2.5%
Operating Expense			
Labor - Regular **	\$ 20,220	\$ 20,499	1.4%
Labor - OT	1,171	1,196	2.2%
Fringe	21,813	22,900	5.0%
Non-Personnel	17,706	17,625	(0.5%)
Total OpEx	\$ 60,911	\$ 62,220	2.1%
	(\$ 51,736)	(\$ 52,814)	2.1%
	15.1%	15.1%	0.1%
Operating Surplus/(Deficit)			
<i>Farebox Recovery</i>			
Non-Operating Revenue/(Expense)			
Sales Tax/including Measure D	\$ 31,808	\$ 32,126	1.0%
Federal/State Grants	20,415	27,036	32.4%
COVID Relief Grants	9,959	-	N/A
Pension UAL/Bond Payment*	(4,173)	(4,177)	0.1%
All Other	1,240	1,220	(1.6%)
Total Non-Operating Revenue	\$ 59,250	\$ 56,205	(5.1%)
Operating Surplus/(Deficit) before Transfers	\$ 7,514	\$ 3,392	(54.9%)
Transfers and Other			
Transfers to Capital/Bus Replacement/Sustainability Funds	(\$ 9,976)	(\$ 8,991)	(9.9%)
(To)/From COVID Recovery Fund	2,462	5,599	127.4%
Operating Surplus/(Deficit) after Transfers	-	-	

*Bond Payment started in FY23

** No COLA's have been considered for this budget

FY24 Capital Budget / Portfolio

FY24 Capital Budget Projects

<i>\$000's</i>	Project Category:	FY24 Budget	FY25 & Beyond	Total Portfolio
	Revenue Vehicle			
	29 Hydrogen Buses	\$ 0	\$ 35,560	\$ 35,560
	10 CNG Artic Buses	1,000	-	1,000
	7 Paratransit Vans	994	-	994
	5 Electric Buses	231	-	231
	3 New Flyer Lease	117	-	117
	AVL/APC	422	-	422
	Sub Total	\$ 2,763	\$ 35,560	\$ 38,323
	Construction Projects			
	ParaCruz Facility	\$ 1,020	\$ 1,020	\$ 2,040
	Pacific Station Redevelopment	1,662	2,829	4,491
	Hydrogen Fueling Station	5,975	5,975	11,950
	Rapid Bus Enhancements - Soquel Drive	2,159	7,341	9,500
	Scotts Valley Roof, including Solar	100	-	100
	Watsonville Parking Lot	1,500	-	1,500
	Watsonville Station Redevelopment	-	8,500	8,500
	Sub Total	\$ 12,416	\$ 25,665	\$ 38,081

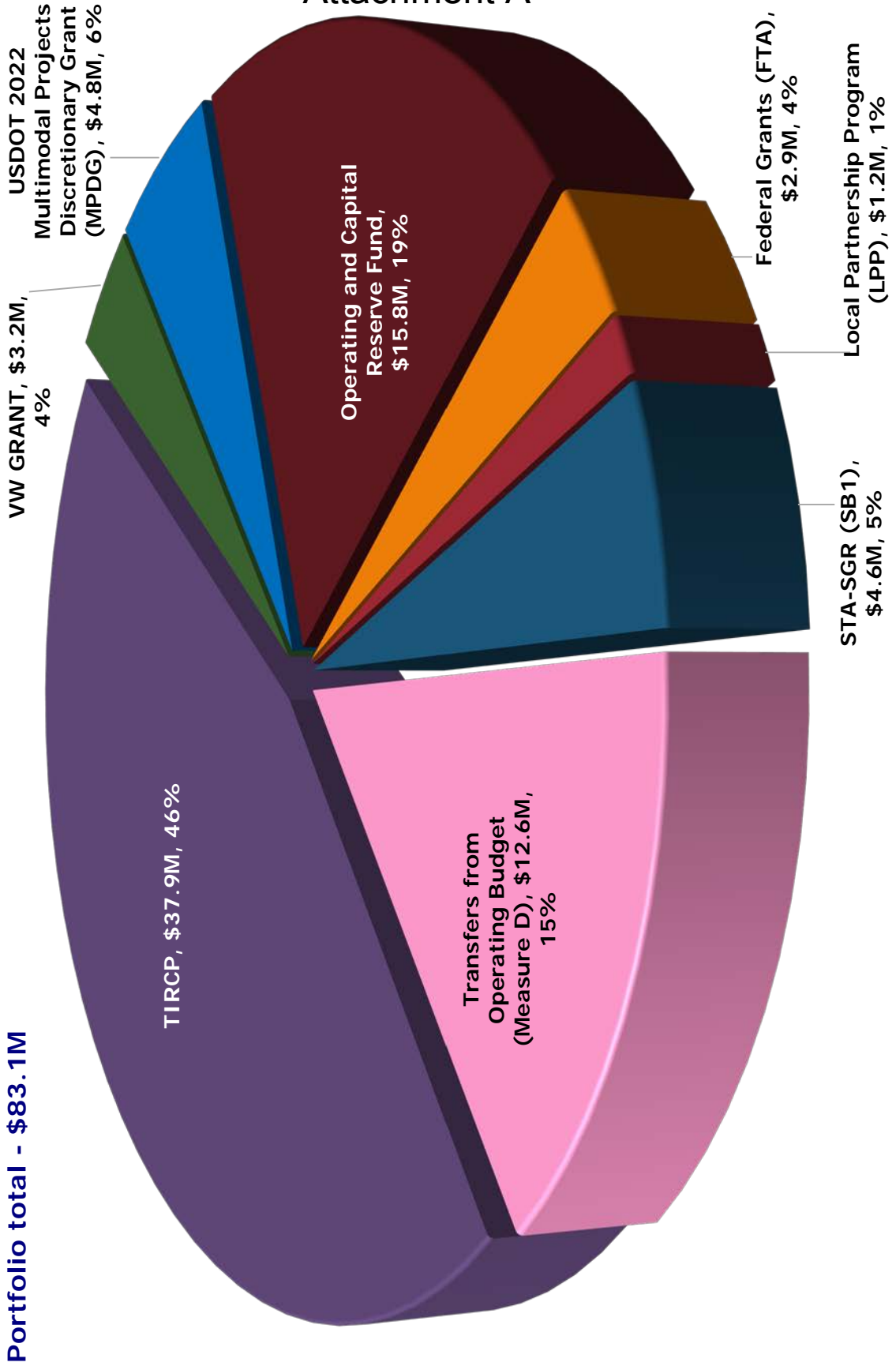
Notes:

- ✓ Only projects with identified and approved funding are represented

FY24 Capital Budget Projects, con't

<i>\$000's</i>	Project Category:	FY24 Budget	FY25 & Beyond	Total Portfolio
Facilities Repair & Improvements				
	Maintenance Facility Upgrade for Hydrogen Buses	\$ 1,500	\$ 0	\$ 1,500
	12 Bus Shelters	300	-	300
	Security Gates - Automated	295	-	295
	All Other Facilities projects	614	-	614
	Sub Total	\$ 2,710	\$ 0	\$ 2,710
IT Projects				
	ERP System	\$ 2,119	\$ 497	\$ 2,616
	Website Design	250	-	250
	Integrated Ticket & Scheduling Optimization	375	-	375
	Sub Total	\$ 2,744	\$ 497	\$ 3,241
Other Miscellaneous				
	Security Cameras - Buildings & Buses	\$ 200	\$ 0	\$ 200
	Other Miscellaneous	527	-	527
	Sub Total	\$ 727	\$ 0	\$ 727
	Grand Total	\$ 21,359	\$ 61,722	\$ 83,081

FY24 Capital Budget/Portfolio* – Funding Source (in \$ millions)



Portfolio total - \$83.1M

7A.13

* Projects that are funded and may or may not have yet been started. All commitments from the prior year rollover into the new year.

**Projected Operating Reserve
Balances
As of June 30, 2023
(estimate)**

Operating Reserves as of 06/30/2023:
(estimate as of 5/25/2023)

\$2.3M



Fully Funded

\$0.7M



Fully Funded

\$16.3M




Fully Funded

\$3.0M

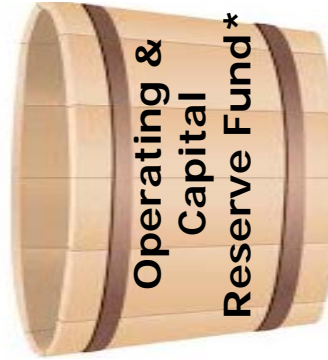


Fully Funded

No minimum Balances for these Funds



\$10.8M**



\$13.2M**



\$31.5M



\$6.0M

**Balances committed against Projects in the FY24 Capital Portfolio:

*Balances in the various Reserve categories are aligned with METRO Reserve Fund policy (revised and adopted by the Board on Nov 15, 2019)
 Bus Replacement Fund – Minimum \$3M annual commitment from Measure D sales tax and STA-SGR, uncommitted balance shown
 UAL & OPEB – Minimum \$2M annual commitment

Reserve Fund Explanations/Uses

Fund Title	Explanation and Use:
Operating and Capital Reserve Fund	Support operations and grant matching for Capital projects
Operations Sustainability Reserve Fund	3 Months of Reserves to cover all Operating Expenses
CalPERS UAL & OPEB Liability Reserve	Pay down future CalPERS unfunded pension liability and supplement the increasing costs for retiree health care liabilities
Cash Flow Reserve Fund	Funding to cover the timing of cash “inflows” and “outflows” during various time frames
COVID Recovery Reserve Fund	Reserves to cover operating losses as METRO recovers from COVID and help extend the Fiscal Cliff another year or two
Workers Compensation Reserve Fund	Funds set aside for the possible payment on the long term portion of workers compensation
Liability Insurance Reserve Fund	Funds set aside to pay the cost of outstanding liability and physical damage claims

5 – Year Budget Plan

5 Year (FY24 – FY28) Budget Plan

\$000's

REVENUE:	BUDGET FY23	BUDGET FY24	PLAN FY25	PLAN FY26	PLAN FY27	PLAN FY28	CAGR
Operating Revenue							
Passenger Fares	\$ 2,437	\$ 3,080	\$ 3,186	\$ 3,256	\$ 3,328	\$ 3,402	(2.0%)
Special Transit Fares	5,953	6,095	6,221	6,344	6,471	6,600	(1.6%)
Total Operating Revenue	\$ 8,390	\$ 9,175	\$ 9,407	\$ 9,601	\$ 9,799	\$ 10,001	(1.7%)
Operating Expense							
Labor - Regular	\$ 20,415	\$ 20,220	\$ 20,499	\$ 20,687	\$ 21,061	\$ 21,259	(1.0%)
Labor - OT	1,325	1,171	1,196	1,220	1,245	1,269	(1.6%)
Fringe	21,172	21,813	22,900	23,943	25,169	26,465	(3.8%)
Non-Personnel	12,108	17,706	17,625	18,422	19,818	21,259	(3.6%)
Total Operating Expense	\$ 55,019	\$ 60,911	\$ 62,220	\$ 64,272	\$ 67,293	\$ 70,252	(2.8%)
Operating Surplus/(Deficit)	(\$ 46,629)	(\$ 51,736)	(\$ 52,814)	(\$ 54,672)	(\$ 57,494)	(\$ 60,251)	(3.0%)
<i>Farebox Recovery</i>	15.2%	15.1%	15.1%	14.9%	14.6%	14.2%	
Non-Operating Revenue/(Expense)							
Sales Tax/including Measure D	\$ 30,775	\$ 31,808	\$ 32,126	\$ 32,769	\$ 33,424	\$ 34,093	(1.4%)
Federal/State Grants	14,496	20,415	27,036	27,267	28,023	28,801	(6.7%)
COVID Relief Grants	15,477	9,959	-	-	-	-	0.0%
COVID Related Costs	(298)	-	-	-	-	-	0.0%
Pension UAL/Bond Payment*	(5,643)	(4,173)	(4,177)	(4,181)	(4,183)	(4,186)	(0.1%)
All Other Revenue	676	1,240	1,220	1,205	1,192	1,179	1.0%
Total Non-Operating Revenue/(Expense)	\$ 55,483	\$ 59,250	\$ 56,205	\$ 57,059	\$ 58,455	\$ 59,887	(0.2%)
Operating Surplus/(Deficit) before Transfers	\$ 8,853	\$ 7,514	\$ 3,392	\$ 2,388	\$ 961	(\$ 364)	

Transfers

Transfers to/(from) Operating & Capital Reserve Fund	(\$ 8,853)	(\$ 9,976)	(\$ 8,991)	(\$ 7,101)	(\$ 7,105)	(\$ 6,912)	7.6%
Transfers (To) / From Covid-19 Recovery Fund	-	2,462	5,599	4,714	6,144	7,276	
Operating Surplus/(Deficit) after Transfers	\$ -	\$ -	\$ -	\$ -	\$ -	\$ -	

7A.18

Assumptions for 5 Year Projections

- Revenue Assumptions
 - Ridership continues to grow, slowly returning to pre-COVID levels
 - Sales tax grows at 2% per year based on CPI expectations
- Expense Assumptions
 - Personnel
 - Only contractual obligations of step increases – no other increases included
 - CalPERS retirement employer contribution decreases each year ~0.2%
 - Medical insurance premiums increase ~5% each year
 - Non-Personnel
 - General expenses increase at 2.3% per year – assumed CPI level

Appendix

FY24 – FY25 Operating Budget Risks

FY24 & FY25 Operating Budget Risks

- **Revenues**
 - Passenger Fares and Paratransit Fares
 - Fluctuations in ridership
 - Special Transit Fares
 - Contracts being eliminated or severely reduced (UCSC, Cabrillo, City of Santa Cruz)
 - Sales Tax and TDA – LTF
 - Consumer spending uncertain as inflation continues and the country faces a possible recession
 - Federal FTA 5307, STIC, 5311
 - Subject to appropriation/reauthorization
 - Economic downturn from recession
 - Natural disaster such as fires, floods or earthquakes

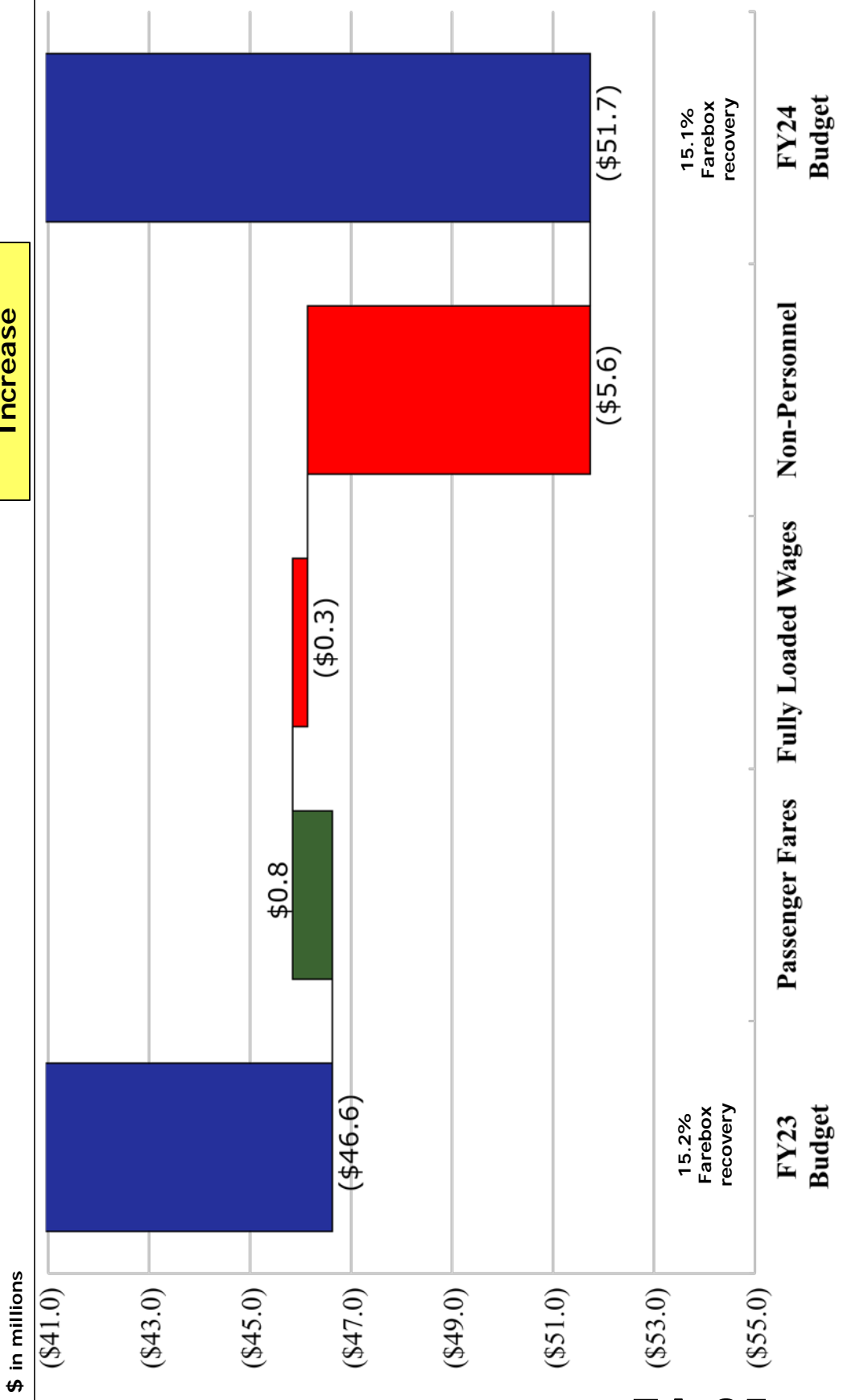
FY24 & FY25 Operating Budget Risks

- **Expenses**
 - CNG/Electric/Diesel Engine Failures
 - Fuel Costs Volatility
 - Workers Comp Insurance
 - Medical Insurance
 - Final costs come out in January
 - Contract renewals and rebids
 - Costs could come in higher than budgeted
 - Settlement Costs
 - Costs could come in higher than previous years
 - Aging Fleet
 - Increased Maintenance Costs
 - Changes in Unfunded Mandates
 - Overtime costs due to shortage of drivers
 - Government mandates for employee paid leaves

FY24 & FY25 Budget Assumptions

FY23-FY24 Budget Drivers of Operating Surplus/(Deficit)

Overall \$5.9M Increase



FY23 – FY24 Budget Operating Revenue Assumptions

- Passenger Fares increase \$643K, or 26.4%, to \$3,080K due to increased ridership across all modes
 - Fixed Route increase \$237K, or 14.6%, to \$1,882K
 - Paratransit increase \$16K, or 8.0%, to \$210K
 - Highway 17 Fares increase \$394K, or 66.4%, to \$988K
- Special Transit Fares increase \$142K, or 2.4%, to \$6,095K; primarily due to contractual increases and increased ridership recovery as impact from COVID declines
 - UCSC increase \$95K, or 2.0%, to \$4,876K
 - Cabrillo College increase \$12K, or 2.0%, to \$595K
 - City of Santa Cruz increase \$25K, or 73.1%, to \$59K
 - Highway 17 Contracts increase \$11K, or 2.0%, to \$562K
- Overall increase \$785K, or 9.4%, to \$9,175K vs FY23 Budget

Operating Expense Assumptions

- Personnel** – Overall increase \$294K, or 0.7 %, to \$43,205K
- Regular Labor Costs – decrease \$194K, or 1.0%, to \$20,220K
 - No labor increase year over year except step and longevity increases
 - Incremental net 2 new position added
 - Overtime costs - decrease of \$154K, or 11.6%, to \$1,171K as recruitment increases to fill vacancies
 - Fringe costs - increase of \$641K, or 3.0%, to \$21,813K; primarily due to increased cost for Medical/Dental/Vision insurance (\$324K, or 2.6%, to \$12,595K), along with higher Retirement CalPERS cost (\$331K, or 13.9%, to \$2,709K); partially offset by lower SDI (\$46K, or 16.8%, to \$228K), SUI (\$12K, or 25.8%, to \$35K), and Other Fringe Benefits (\$22K, or 10.8%, to 185K)

Operating Expense Assumptions, con't

Non-Personnel - Overall increase \$5,300K, or 42.7%, to \$17,706K

One Time Costs - \$2,782K, primarily driven by:

- Marketing - \$707K due to the launch of a multidimensional organizational rebranding program aimed to reposition METRO as a strong community partner and ultimately contribute to meeting our strategic goals of attracting and increasing ridership
- Internal Audits/Strategic Planning - \$1,068K due to Audits for Safety, Advance Technology, Maintenance & Operations, Strategic Revenue Planning, Facilities Master Plan, and Long Range Plan
- Hydrogen Infrastructure Training in Fleet Department - \$322K to ensure staff is ready for Hydrogen Bus Fleet
- All Other one time costs - \$685K to cover things like Bus Stop & Facilities upgrades/studies, Project Manager for TIRCP Grant, as well as one time recruitment costs

Operating Expense Assumptions, con't

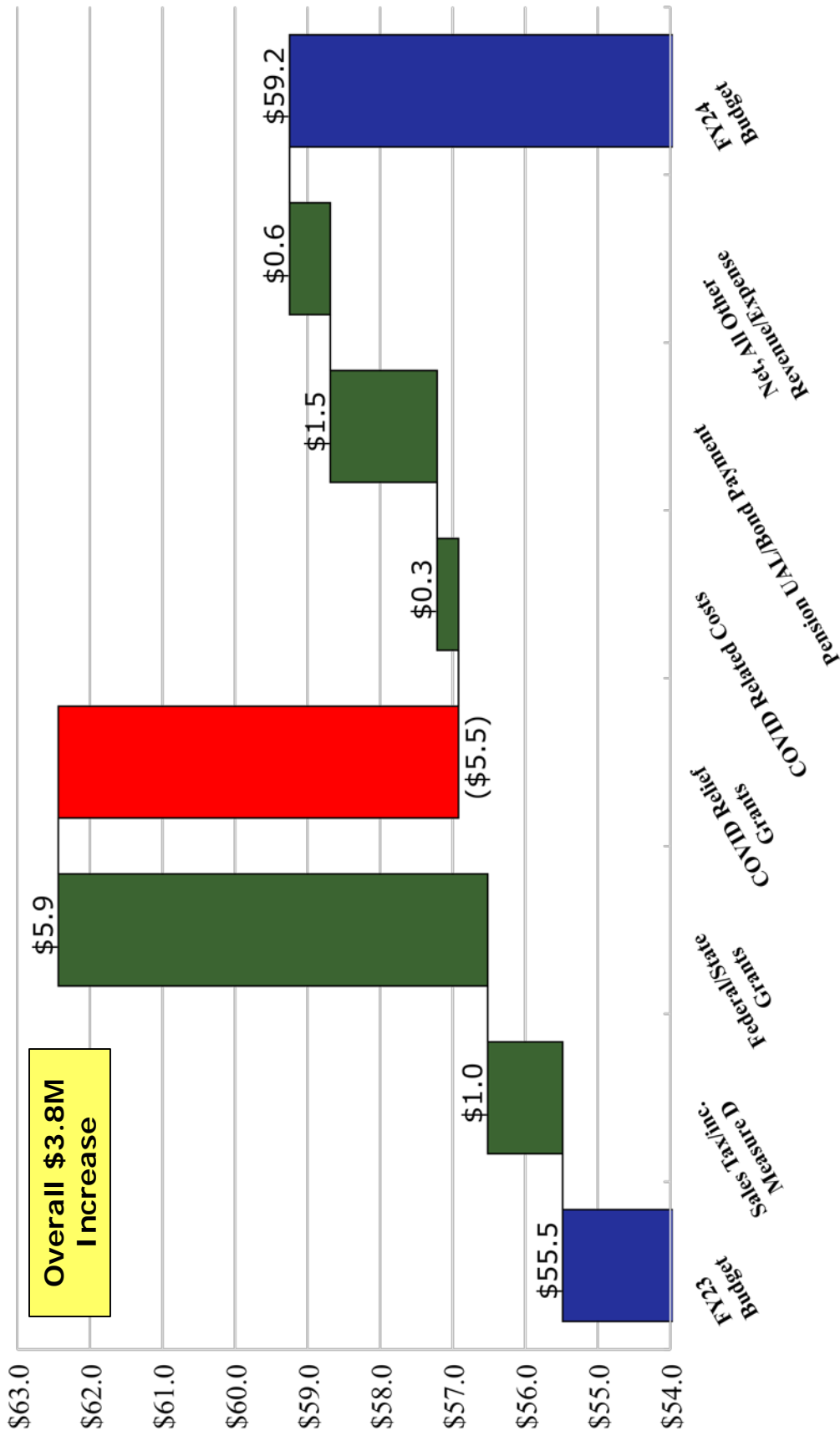
Non-Personnel –

Ongoing cost increases – \$2,188K, or 12.9%, to \$19,097K primarily driven by:

- Fuel Revenue Vehicles - \$1,764K, or 88.2%, to \$3,764K due to CNG fuel costs experiencing significant price increases
- Repair Equipment - \$594K, or 62.2%, to \$1,549K primarily due to IT contracts for maintenance/cloud hosting and CNG equipment maintenance and repair

FY23-FY24 Drivers of Non-Operating Revenue/Expense

\$ in millions



Attachment A

Non-Operating Revenue/Expense Assumptions

- **Increased Non-Operating Revenue**
 - Sales Tax, including Measure D increase \$1,033K, or 3.4%, to \$31.8M
 - American Rescue Plan Act (ARPA) COVID Relief grants decrease \$5.5M, or 35.7%, to \$10.0M based on reimbursable costs and previous drawdowns
 - Federal/State Grants, net increase \$5.9M, or 40.8%, to \$20.4M primarily due to
 - TDA – STA Operating grant increase \$1.6M, or 35.0%, to \$6.0M as a result of higher allocations from State Transit Assistance for FY24
 - LCTOP Grant increase \$0.2M, or 38.9%, to \$0.7M
 - TIRCP Grant increase \$0.3M, or 100%, to \$0.3M
 - FTA 5307 Op Assistance grant increase \$3.8M, or 100%, to \$3.8M
 - Fuel Tax Credit increase \$0.3M, or 100.0%, to \$0.3M due to renewal of the Fuel tax credit through December 2024
 - All Other Revenue increased \$0.6M, or 83.4%, to \$1.2M primarily due to increased interest income on the cash balance at the Treasury
- **Decreased Non-Operating Expense**
 - Unfunded Accrued Liability (UAL) decrease \$1.5M, or 35.2%, to \$4.2M due to Sales Tax Bond sold in FY23 which eliminated the UAL for FY24
 - COVID related costs decrease \$0.3M, or 100.0%, as a result of both the California and Federal governments ending the COVID-19 State of Emergency

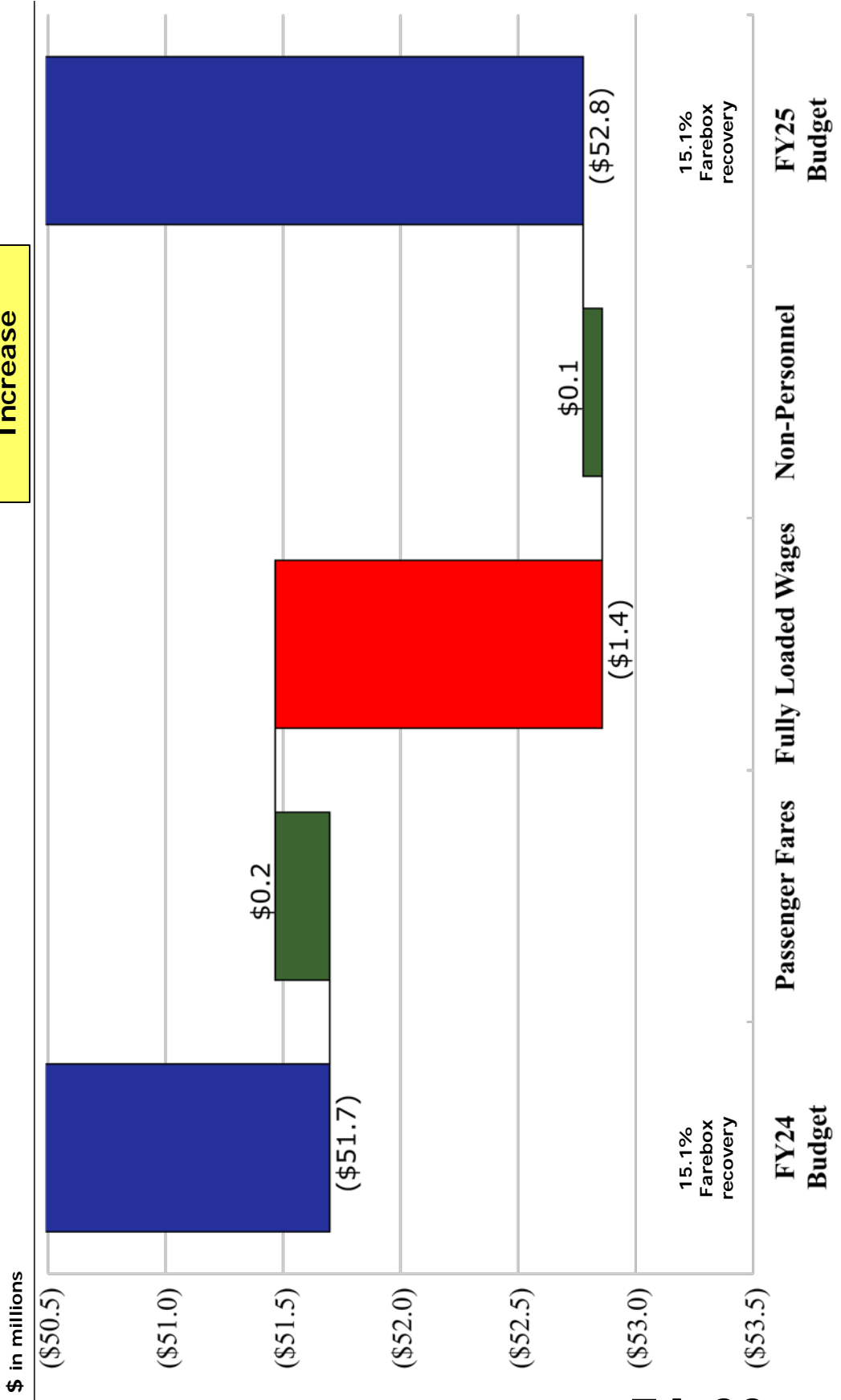
Transfers

- **Transfers**
- Total transfers increase 12.5% vs. FY23 budget; driven by Reserve Replenishment increase of \$1.3M and increase of \$0.3M related to the Fuel Tax Credit
- The Fuel Tax Credit was renewed through December 2024 as part of the Federal Inflation Reduction Act

	FY23 Budget	FY24 Budget	Year over Year Change
<i>\$000's</i>			
Capital/Bus Replacement Fund	\$ 2,353	\$ 2,350	(0.2%)
CalPERS UAL & OPEB liability	2,000	2,000	0.0%
Fuel Tax Credit	-	291	100.0%
Grant Matching/ERP System	4,500	4,000	(11.1%)
Reserve Replenishments	-	1,335	100.0%
TOTAL OPERATING/CAPITAL TRANSFERS	\$ 8,853	\$ 9,976	12.7%

FY24-FY25 Budget Drivers of Operating Surplus/(Deficit)

Overall \$1.1M Increase



FY25 Budget Operating Assumptions

- **Operating Revenue**
 - Passenger Fares increase \$106K, or 3.4%, to \$3,186K
 - UCSC, Cabrillo College, and Highway 17 partners based on contracted amount, increase of \$126K, or 2.1%, to \$6,220K
- **Operating Expenses**
 - Salary and wages only include step and longevity increases of \$278K, or 1.4%, to \$20,499K
 - Overtime increase of \$25K, or 2.2%, to \$1,196K in line with step/longevity increases
 - Fringe, increase \$1,087K, or 5.0%, to \$22,900K primarily due to increased Medical costs assumed to be 7.2%
 - Non-Personnel decrease of \$81K, or 0.5%, to \$17,625K primarily due to non-recurring costs from FY24, partially offset by CPI increase in other areas

FY25 Budget Non-Operating Assumptions

- **Non-Operating Revenue**
 - Sales Tax/including Measure D, increase \$0.3M, or 1.0%, to \$32.1M
 - American Rescue Plan Act (ARPA) COVID Relief grant, decrease of \$10.0M, or 100.0% driven by the final drawdown of remaining available funds occurring in FY24
 - Federal/State Grants, increase \$6.6M, or 32.4%, \$27.0M due to FTA 5307 and STIC grants increase of \$7.8M; partially offset by TDA – STA decrease of \$1.5M
- **Non-Operating Expenses**
 - Sales Tax Revenue Bond Payment – virtually flat with a \$5K increase

FY24 & FY25 Additional Information

Board Authorized METRO Support Activities

Santa Cruz County Fair	Trunk or Treat (Soquel/Santa Cruz & Watsonville)
Christmas Parade - Tentatively Santa Cruz & Watsonville	One Ride at a Time Events – World Wetland’s Day, Beach Clean-Ups, Youth Field Trips, etc.
4th of July Parades - Tentatively Scotts Valley, Aptos, & Watsonville	Youth Cruz Free Events – school outreach, events, etc. Grades K – 12
Leadership Santa Cruz	Press Events – to launch new campaigns to the public
Santa Cruz County Chamber of Commerce Business Expo	Senior Events – for ParaCruz
Earth Day Event - SJ State University, Pacific Station, & potentially Watsonville	Employee Event
CA Clean Air Day Event - Pacific Station & potentially Watsonville	Transit Worker Appreciation Day
Stuff the Bus – Potentially one in November, one in December	Operator Appreciation Day
Transit Equity Day	Customer Service Appreciation Day
Downtown Santa Cruz Kids Day	Employee Picnic
Downtown Day (for UCSC students)	Holiday Party
Veterans Day	Roadeo

Memberships

Administration

American Public Transportation Association (APTA) Annual Dues	\$	40,035
Bus Coalition		7,915
California Association for Coordinated Transportation (CALACT) Membership Dues		1,220
Chamber of Commerce Membership		2,427
Community Transportation Association of America (CTAA)		4,116
California Transit Association (CTA)		20,000
Center for Transportation (CTE)		5,276
Eastern Contra Costa Transit Agency (ZEBRA)		3,166
Monterey Bay Economic Partnership (MBEP)		5,276
Press Banner Annual Subscription		75
San Jose Mercury News Annual Subscription		180
San Lorenzo Valley Post Annual Subscription		50
SC Sentinel		452
The Pajaronian Annual Subscription		75
Total	\$	90,263

Finance

California Society of Municipal Finance Officers (CSMFO) Membership	\$	233
Government Finance Officers Association (GFOA) Membership		316
Kiplinger Letters		105
Total	\$	654

Memberships

Human Resources

California Chamber of Commerce (CalChamber)	\$	896
California Public Employers Labor Relations Association (CALPELRA)		1,055
John Dash		501
Next Concept HR Association (NCHRA)		527
Society of Human Resources Management (SHRM)		883
Total	\$	3,862

Planning

American Planning Association and American Planning Association (AICP) annual dues	\$	800
Total	\$	800

Safety & Risk Management

Professional Associations	\$	422
Total	\$	422

Purchasing

Amazon Prime annual fees	\$	208
California Association of Public Procurement Officials (CAPPO)		140
Total	\$	348

Memberships

Fleet Maintenance

All Data	\$	1,500
Allison Doc (Transmission Software)		720
Cummins (Insite Pro Fleet Books Software)		2,350
Mitchell (Online Vehicle Manuals)		500
Snap-On (Fleet Scanner Software)		300
Valley Power (John Deere Software)		600
Total	\$	5,970

Attachment A

FY24 Total: \$102,319 FY25 Total: \$107,193

Board Member Travel Budget Assumptions

American Public Transportation Association (APTA) Meetings

Annual Conference October 2023 Orlando, FL Two Board Members	Legislative Conference April 2024 Washington, DC Three Board Members
---	---

California Transit Association (CTA) Meetings

Annual Meeting November 2023 Pasadena Convention Center One Board Member	Legislative Conference May 2024 TBD One Board Member
---	---

Additional Travel

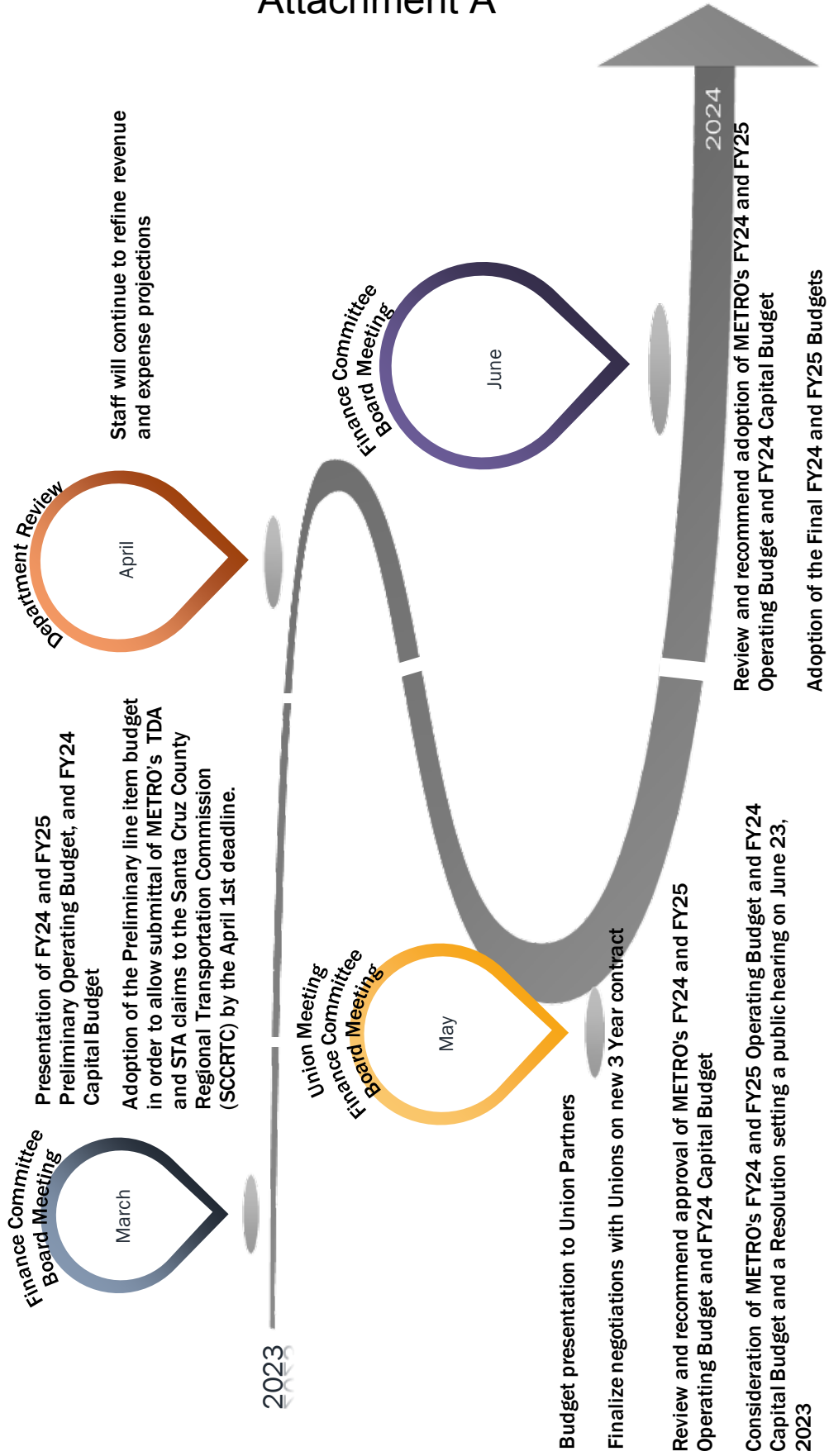
Meetings with legislators and government officials in Washington, San Francisco and Sacramento, as approved by the Chair of the Board.

Expenses related to Board Members meeting with CEO/General Manager and Staff.

Employee Incentive Programs:

Event/Activity	FY24	FY25	Department
Agency Rodeo			
Company Picnic	\$ 22,555	\$ 23,683	Administration
Holiday Party			
Transit Driver Appreciation Day			
Awards			
Safe Driver Patches	9,690	10,175	Bus Operators
Line Instruction Patches			
Awards			
Incentive program	2,500	2,500	ParaCruz
Bus Rodeo			
Safety awards	12,534	12,910	Safety & Risk Mgmt
Summer Driver Appreciation Event			
District Service Awards	4,222	4,433	Administration
			Administration
			Finance
			Customer Service
			Human Resources
			Operations
			Fleet Maintenance
Employee Appreciation Event	26,143	27,390	
Employee Welcome & Promotion kits	2,500	2,500	Human Resources
Total	\$ 80,144	\$ 83,591	

Budget Timeline



- THIS PAGE INTENTIONALLY LEFT BLANK -

**SANTA CRUZ METROPOLITAN TRANSIT DISTRICT
As of July 1, 2023**

\$000's

REVENUE:	BUDGET FY23	BUDGET FY24	PLAN FY25	PLAN FY26	PLAN FY27	PLAN FY28	CAGR
Operating Revenue							
Passenger Fares	\$ 2,437	\$ 3,080	\$ 3,186	\$ 3,256	\$ 3,328	\$ 3,402	(2.0%)
Special Transit Fares	5,953	6,095	6,221	6,344	6,471	6,600	(1.6%)
Total Operating Revenue	\$ 8,390	\$ 9,175	\$ 9,407	\$ 9,601	\$ 9,799	\$ 10,001	(1.7%)
Operating Expense							
Labor - Regular	\$ 20,415	\$ 20,220	\$ 20,499	\$ 20,687	\$ 21,061	\$ 21,259	(1.0%)
Labor - OT	1,325	1,171	1,196	1,220	1,245	1,269	(1.6%)
Fringe	21,172	21,813	22,900	23,943	25,169	26,465	(3.8%)
Non-Personnel	12,108	17,706	17,625	18,422	19,818	21,259	(3.6%)
Total Operating Expense	\$ 55,019	\$ 60,911	\$ 62,220	\$ 64,272	\$ 67,293	\$ 70,252	(2.8%)
Operating Surplus/(Deficit)	(\$ 46,629)	(\$ 51,736)	(\$ 52,814)	(\$ 54,672)	(\$ 57,494)	(\$ 60,251)	(3.0%)
<i>Farebox Recovery</i>	15.2%	15.1%	15.1%	14.9%	14.6%	14.2%	
Non-Operating Revenue/(Expense)							
Sales Tax/including Measure D	\$ 30,775	\$ 31,808	\$ 32,126	\$ 32,769	\$ 33,424	\$ 34,093	(1.4%)
Federal/State Grants	14,496	20,415	27,036	27,267	28,023	28,801	(6.7%)
COVID Relief Grants	15,477	9,959	-	-	-	-	0.0%
COVID Related Costs	(298)	-	-	-	-	-	0.0%
Pension UAL/Bond Payment*	(5,643)	(4,173)	(4,177)	(4,181)	(4,183)	(4,186)	(0.1%)
All Other Revenue	676	1,240	1,220	1,205	1,192	1,179	1.0%
Total Non-Operating Revenue/(Expense)	\$ 55,483	\$ 59,250	\$ 56,205	\$ 57,059	\$ 58,455	\$ 59,887	(0.2%)
Operating Surplus/(Deficit) before Transfers	\$ 8,853	\$ 7,514	\$ 3,392	\$ 2,388	\$ 961	(\$ 364)	
Transfers							
Transfers to/(from) Operating & Capital Reserve Fund	(\$ 8,853)	(\$ 9,976)	(\$ 8,991)	(\$ 7,101)	(\$ 7,105)	(\$ 6,912)	7.6%
Transfers (To) / From Covid-19 Recovery Fund	-	2,462	5,599	4,714	6,144	7,276	
Operating Surplus/(Deficit) after Transfers	\$ -	\$ -	\$ -	\$ -	\$ -	\$ -	

- THIS PAGE INTENTIONALLY LEFT BLANK -

SANTA CRUZ METROPOLITAN TRANSIT DISTRICT
As of July 1, 2023

	BUDGET		June-23		June-23		Increase/(Decrease) \$ VAR	% VAR
	FY23	BUDGET FY24	BUDGET FY24	PLAN FY25	\$ VAR	% VAR		
REVENUE:								
Operating Revenue								
Passenger Fares	\$ 2,437,388	\$ 3,080,194	\$ 642,806	\$ 3,186,199	\$ 106,005	26.4%	3.4%	
Special Transit Fares	5,952,851	6,094,772	141,921	6,220,501	125,729	2.4%	2.1%	
Total Operating Revenue	\$ 8,390,239	\$ 9,174,966	\$ 784,727	\$ 9,406,700	\$ 231,734	9.4%	2.5%	
Operating Expense								
Labor - Regular	\$ 20,414,537	\$ 20,220,463	\$ (194,074)	\$ 20,498,639	\$ 278,176	(1.0%)	1.4%	
Labor - OT	1,324,597	1,170,922	(153,675)	1,196,225	25,303	(11.6%)	2.2%	
Fringe	21,171,861	21,813,195	641,334	22,900,043	1,086,848	3.0%	5.0%	
Non-Personnel	12,108,451	17,706,277	5,597,826	17,625,345	(80,932)	46.2%	(0.5%)	
Total Operating Expense	\$ 55,019,446	\$ 60,910,857	\$ 5,891,411	\$ 62,220,252	\$ 1,309,395	10.7%	2.1%	
Operating Surplus/(Deficit)	\$ (46,629,207)	\$ (51,735,891)	\$ (5,106,684)	\$ (52,813,552)	\$ (1,077,661)	11.0%	2.1%	
	15.2%		15.1%		15.1%			
Non-Operating Revenue/(Expense)								
Sales Tax/including Measure D	\$ 30,774,884	\$ 31,808,185	\$ 1,033,301	\$ 32,126,267	\$ 318,082	3.4%	1.0%	
Federal/State Grants	14,495,688	20,415,415	5,919,727	27,036,316	6,620,901	40.8%	32.4%	
COVID Relief Grants	15,476,595	9,959,064	(5,517,531)	-	(9,959,064)	(35.7%)	(100.0%)	
COVID Related Costs	(297,712)	-	297,712	-	-	(100.0%)	0.0%	
Pension UAL/Bond Payment*	(5,642,781)	(4,172,665)	1,470,116	(4,177,203)	(4,538)	(26.1%)	0.1%	
All Other Revenue	675,833	1,239,705	563,872	1,220,071	(19,634)	83.4%	(1.6%)	
Total Non-Operating Revenue/(Expense)	\$ 55,482,507	\$ 59,249,704	\$ 3,767,197	\$ 56,205,451	\$ (3,044,253)	6.8%	(5.1%)	
Operating Surplus/(Deficit) before Transfers	\$ 8,853,300	\$ 7,513,813	\$ (1,339,487)	\$ 3,391,899	\$ (4,121,914)	(15.1%)	(54.9%)	
Transfers and Other								
Transfers to Capital/Operating & Capital Reserve Fund	\$ (8,853,300)	\$ (9,975,524)	\$ (1,122,224)	\$ (8,990,570)	\$ 984,954	12.7%	(9.9%)	
(To)/From COVID Recovery Fund	-	2,461,711	2,461,711	5,598,671	3,136,960	100.0%	127.4%	
Operating Surplus/(Deficit) after Transfers	\$ -	\$ -	\$ -	\$ -	\$ -	-	-	

**SANTA CRUZ METROPOLITAN TRANSIT DISTRICT
FY24 & FY25 OPERATING BUDGET**

REVENUE SOURCES

REVENUE SOURCE	June-22		June-23		June-23		Increase/(Decrease) \$ VAR	% VAR
	BUDGET		BUDGET		PLAN			
	FY23	FY24	FY24	FY25	FY25	FY25		
Passenger Fares								
Fixed Route Fares	\$ 1,621,499	\$ 1,858,000	\$ 236,501	\$ 1,913,740	\$ 55,740	3.0%		
Paratransit Fares	194,184	209,719	15,535	220,205	10,486	5.0%		
Highway 17 Fares	593,999	988,475	394,476	1,028,014	39,539	4.0%		
Park & Ride Revenue	27,706	24,000	(3,706)	24,240	240	1.0%		
Special Transit Fares								
UCSC	4,780,072	4,875,674	95,602	4,973,187	97,513	2.0%		
Cabrillo	583,388	595,056	11,668	606,957	11,901	2.0%		
City of SC	34,070	58,980	24,910	64,878	5,898	10.0%		
Shaffer	4,549	3,275	(1,274)	2,456	(819)	(25.0%)		
Highway 17 Payments								
VTA	375,000	382,500	7,500	390,150	7,650	2.0%		
San Jose State	-	-	-	-	-	2.0%		
Amtrak	175,772	179,287	3,515	182,873	3,586	2.0%		
Sales Tax/including Measure D								
1979 Gross Sales Tax (1/2 cent)	26,613,630	27,539,554	925,924	27,814,950	275,396	1.0%		
2016 Net Sales Tax (Measure D)	4,161,254	4,268,631	107,377	4,311,317	42,686	1.0%		
Federal/State Grants								
Transp Dev Act (TDA - LTF) Funds	9,218,043	8,912,046	(305,997)	9,532,562	620,516	7.0%		
FTA Sec 5307 - Op Assistance*	-	3,829,986	3,829,986	6,030,232	2,200,246	57.4%		
FTA Sec 5311 - Rural Op Asst*	263,285	269,051	5,766	274,943	5,892	2.2%		
FTA Sec 5307 - ARPA	15,476,595	9,959,064	(5,517,531)	-	(9,959,064)	(100.0%)		
Medicare Subsidy	550	400	(150)	400	-	0.0%		
TIRCP Grant	-	322,000	322,000	322,000	-	0.0%		
AMBAG (FTA 5304)	-	-	-	-	-	0.0%		
LCTOP Grant	537,785	746,737	208,952	534,914	(211,823)	(28.4%)		
TDA - STA - Operating (Includes SB1)	4,476,025	6,044,099	1,568,074	4,582,438	(1,461,661)	(48.4%)		
STIC - Op Assistance	-	-	-	5,613,279	5,613,279	100.0%		
Fuel Tax Credit	-	291,096	291,096	145,548	(145,548)	(50.0%)		

SANTA CRUZ METROPOLITAN TRANSIT DISTRICT
 FY24 & FY25 OPERATING BUDGET

REVENUE SOURCES

REVENUE SOURCE	June-22	June-23	June-23		Increase/(Decrease) \$ VAR	% VAR
	BUDGET FY23	BUDGET FY24	PLAN FY25	PLAN FY25		
All Other Revenue						
Commissions	1,000	500	500	500	-	0.0%
Advertising Income	195,000	172,320	(22,680)	172,320	-	0.0%
Rent Income - SC Pacific Station	60,187	41,798	(18,389)	43,052	1,254	3.0%
Rent Income - Scotts Valley	29,862	32,959	3,097	29,761	(3,198)	(9.7%)
Rent Income - Watsonville TC	42,536	30,560	(11,976)	31,477	917	3.0%
Interest Income	250,000	755,568	505,568	732,901	(22,667)	(3.0%)
Other Non-Transp Revenue - LCFS Credits		15,000	15,000	15,150	150	1.0%
Other Non-Transp Revenue - CNG Sales	62,953	100,000	37,047	103,000	3,000	3.0%
Other Non-Transp Revenue - All Other	34,295	91,000	56,705	91,910	910	1.0%
TOTAL OPERATING REVENUE	\$ 69,813,239	\$ 72,597,335	\$ 2,784,096	\$ 69,789,354	\$ (2,807,981)	-3.9%

TRANSFERS TO CAPITAL/OPERATING & CAPITAL R	\$ (8,853,300)	\$ (9,975,524)	\$ (1,122,224)	\$ (8,990,570)	\$ 984,954	(9.9%)
TRANSFERS (TO) / FROM COVID-19 RECOVERY FUI	\$ -	\$ 2,461,711	\$ 2,461,711	\$ 5,598,671	\$ 3,136,960	127.4%

TOTAL REVENUE SOURCES	\$ 60,959,939	\$ 65,083,522	\$ 4,123,583	\$ 66,397,455	\$ 1,313,933	2.0%
------------------------------	----------------------	----------------------	---------------------	----------------------	---------------------	-------------

* FTA funding is used solely to fund labor expense

TOTAL EXPENSES	60,959,939	65,083,522	4,123,583	66,397,455	1,313,933	2.0%
TRANSFERS TO CAPITAL (BUS REPLACEMENT FUND)	2,353,300	2,349,727	(3,573)	2,330,955	(18,772)	(0.8%)

TRANSFERS TO OPERATING & CAPITAL RESERVE FUNDS

OPERATING & CAPITAL RESERVE FUNDS	4,500,000	5,334,701	834,701	4,514,067	(820,634)	(15.4%)
UAL & OPEB	2,000,000	2,000,000	-	2,000,000	-	0.0%

FUEL TAX CREDIT

FUEL TAX CREDIT	-	291,096	291,096	145,548	(145,548)	
------------------------	----------	----------------	----------------	----------------	------------------	--

SURPLUS/(DEFICIT)

Revenue - (Expenses + Transfer to Capital Budget + Fuel Tax Credit)

SURPLUS/(DEFICIT)	-	(2,461,711)	(2,461,711)	(5,598,671)	(3,136,960)	
--------------------------	----------	--------------------	--------------------	--------------------	--------------------	--

**SANTA CRUZ METROPOLITAN TRANSIT DISTRICT
 FY24 & FY25 OPERATING BUDGET
 Transfers & Operating Balance**

TRANSFERS	June-22		June-23		June-23		Increase/(Decrease) \$ VAR	% VAR
	BUDGET FY23	BUDGET FY24	BUDGET FY24	PLAN FY25	Increase/(Decrease) \$ VAR	Increase/(Decrease) % VAR		
Transfers to Capital Budget								
2016 Net Sales Tax Measure D*	\$ (2,353,300)	\$ (2,349,727)	\$ 3,573	\$ (2,330,955)	\$ 18,772	(0.8%)		
TDA - STA - Operating , Includes SB1	-	-	-	-	-	0.0%		
Total	\$ (2,353,300)	\$ (2,349,727)	\$ 3,573	\$ (2,330,955)	\$ 18,772	(0.8%)		
Transfers to/(from) Operating & Capital Reserve Fund								
Fuel Tax Credit**	\$ -	\$ (291,096)	\$ (291,096)	\$ (145,548)	\$ 145,548	(50.0%)		
CalPERS UAL & OPEB	(2,000,000)	(2,000,000)	-	(2,000,000)	-	0.0%		
Reserves Replenishment	-	(1,334,701)	(1,334,701)	(514,067)	820,634	(61.5%)		
Operating & Capital Reserve Fund	(4,500,000)	(4,000,000)	500,000	(4,000,000)	-	0.0%		
Total	\$ (6,500,000)	\$ (7,625,797)	\$ (1,125,797)	\$ (6,659,615)	\$ 966,182	(12.7%)		
TOTAL OPERATING/CAPITAL TRANSFERS	\$ (8,853,300)	\$ (9,975,524)	\$ (1,122,224)	\$ (8,990,570)	\$ 984,954	(9.9%)		

**SANTA CRUZ METROPOLITAN TRANSIT DISTRICT
 FY24 & FY25 OPERATING BUDGET
 Transfers & Operating Balance**

TRANSFERS	June-22	June-23	June-23		June-23	June-23	
	BUDGET FY23	BUDGET FY24	Increase/(Decrease) \$ VAR	% VAR	PLAN FY25	Increase/(Decrease) \$ VAR	% VAR
Transfers (To) / From Covid-19 Recovery Fund							
Transfers (To) / From Covid-19 Recovery Fund	\$ -	\$ 2,461,711	\$ 2,461,711	100.0%	\$ 5,598,671	\$ 3,136,960	127.4%
Total	\$ -	\$ 2,461,711	\$ 2,461,711	100.0%	\$ 5,598,671	\$ 3,136,960	127.4%
TOTAL REVENUE	\$ 69,813,239	\$ 72,597,335	\$ 2,784,096	4.0%	\$ 69,789,354	\$ (2,807,981)	(3.9%)
TOTAL EXPENSES	\$ 60,959,939	\$ 65,083,522	\$ 4,123,583	6.8%	\$ 66,397,455	\$ 1,313,933	2.0%
TOTAL OPERATING/CAPITAL TRANSFERS	\$ (8,853,300)	\$ (9,975,524)	\$ (1,122,224)	12.7%	\$ (8,990,570)	\$ 984,954	(9.9%)
TOTAL COVID TRANSFERS	\$ -	\$ 2,461,711	\$ 2,461,711	100.0%	\$ 5,598,671	\$ 3,136,960	127.4%
OPERATING BALANCE	\$ -	\$ -	\$ -	-	\$ -	\$ -	-

*Beginning in FY19, 2016 Net Sales Tax Measure D is transferred to the Capital Budget as per 5-Year Program of Projects, provided to RTC. The 5-Year Program of Projects should be updated yearly, after the budget is adopted in June, in order to reflect Santa Cruz METRO's latest Measure D growth projections, presented above.

**Subject to annual renewal of the tax extenders

SANTA CRUZ METROPOLITAN TRANSIT DISTRICT
 FY24 & FY25 OPERATING BUDGET

CONSOLIDATED EXPENSES

ACCOUNT	DESCRIPTION	June-22		June-23		June-23		
		BUDGET FY23	BUDGET FY24	Increase/(Decrease) \$ VAR	% VAR	PLAN FY25	Increase/(Decrease) \$ VAR	% VAR
LABOR								
501011	Bus Operator Pay	10,551,285	10,325,261	(226,024)	(2.1%)	10,426,025	100,764	1.0%
501013	Bus Operator OT	825,527	774,478	(51,049)	(6.2%)	788,230	13,752	1.8%
501021	Other Salaries	9,863,252	9,895,202	31,950	0.3%	10,072,614	177,412	1.8%
501023	Other OT	499,070	396,444	(102,626)	(20.6%)	407,995	11,551	2.9%
Totals		21,739,134	21,391,385	(347,749)	(1.6%)	21,694,864	303,479	1.4%
FRINGE BENEFITS								
502011	Medicare/Soc. Sec.	372,628	374,119	1,491	0.4%	380,514	6,395	1.7%
502021	Retirement	2,377,972	2,708,989	331,017	13.9%	2,720,589	11,600	0.4%
502022	Retirement UAL	1,139,812	-	(1,139,812)	(100.0%)	-	-	0.0%
502031	Medical Ins	11,680,051	11,985,361	305,310	2.6%	12,849,795	864,434	7.2%
502041	Dental Ins	483,531	504,082	20,551	4.3%	513,552	9,470	1.9%
502045	Vision Ins	107,496	105,936	(1,560)	(1.5%)	105,936	-	0.0%
502051	Life Ins/AD&D	47,442	48,509	1,067	2.2%	49,824	1,315	2.7%
502060	State Disability Ins (SDI)	274,285	228,079	(46,206)	(16.8%)	240,936	12,857	5.6%
502061	Long Term Disability Ins	155,101	160,862	5,761	3.7%	162,756	1,894	1.2%
502071	State Unemployment Ins (SUI)	46,718	34,650	(12,068)	(25.8%)	36,960	2,310	6.7%
502081	Worker's Comp Ins	1,014,944	1,045,389	30,445	3.0%	1,076,755	31,366	3.0%
502101	Holiday Pay	739,860	746,101	6,241	0.8%	762,545	16,444	2.2%
502103	Floating Holiday	131,257	141,115	9,858	7.5%	144,625	3,510	2.5%
502109	Sick Leave	1,134,427	1,143,829	9,402	0.8%	1,169,060	25,231	2.2%
502111	Annual Leave	2,205,190	2,203,760	(1,430)	(0.1%)	2,292,535	88,775	4.0%
502121	Other Paid Absence	173,386	174,864	1,478	0.9%	178,730	3,866	2.2%
502251	Phys. Exams	17,832	19,371	1,539	8.6%	20,505	1,134	5.9%
502253	Driver Lic Renewal	2,540	3,422	882	34.7%	3,687	265	7.7%
502999	Other Fringe Benefits	207,201	184,757	(22,444)	(10.8%)	190,739	5,982	3.2%
Totals		22,311,673	21,813,195	(498,478)	(2.2%)	22,900,043	1,086,848	5.0%

SANTA CRUZ METROPOLITAN TRANSIT DISTRICT
 FY24 & FY25 OPERATING BUDGET

CONSOLIDATED EXPENSES

ACCOUNT	DESCRIPTION	June-22		June-23		June-23		Increase/(Decrease) \$ VAR	Increase/(Decrease) % VAR
		BUDGET FY23	BUDGET FY24	BUDGET FY24	PLAN FY25	\$ VAR	% VAR		
SERVICES									
503011	Acting/Audit Fees	106,386	105,250	(1,136)	107,750	2,500	2.4%		
503012	Admin/Bank Fees	439,895	627,000	187,105	655,800	28,800	4.6%		
503031	Prof/Technical Fees	1,983,868	2,813,153	829,285	2,123,547	(689,606)	(24.5%)		
503032	Legislative Services	101,121	258,703	157,582	189,988	(68,715)	(26.6%)		
503033	Legal Services	455,096	554,346	99,250	567,963	13,617	2.5%		
503034	Pre-Employment Exams	9,179	10,219	1,040	10,710	491	4.8%		
503041	Temp Help	72,000	-	(72,000)	-	-	0.0%		
503161	Custodial Services	9,581	8,722	(859)	9,158	436	5.0%		
503162	Uniforms/Laundry	98,277	41,795	(56,482)	43,439	1,644	3.9%		
503171	Security Services	632,501	672,869	40,368	699,997	27,128	4.0%		
503221	Classified/Legal Ads	23,282	34,992	11,710	35,341	349	1.0%		
503222	Legal Ads	-	-	-	-	-	0.0%		
503225	Graphic Services	-	-	-	-	-	0.0%		
503351	Repair - Bldg & Impr	200,000	225,000	25,000	232,500	7,500	3.3%		
503352	Repair - Equipment	955,203	1,549,056	593,853	1,599,052	49,996	3.2%		
503353	Repair - Rev Vehicle	611,480	654,926	43,446	595,081	(59,845)	(9.1%)		
503354	Repair - Non Rev Vehicle	58,575	72,075	13,500	72,176	101	0.1%		
503363	Haz Mat Disposal	59,753	74,096	14,343	77,801	3,705	5.0%		
Totals		5,816,197	7,702,202	1,886,005	7,020,303	(681,899)	(8.9%)		
MOBILE MATERIALS & SUPPLIES									
504011	Fuels & Lubricants - Non Rev Veh	78,592	78,655	63	82,588	3,933	5.0%		
504012	Fuels & Lubricants - Rev Veh	2,000,000	3,764,296	1,764,296	3,896,958	132,662	3.5%		
	Hydro Hydrogen fuel	-	-	-	250,000	250,000	100.0%		
504021	Tires & Tubes	217,000	217,000	-	227,850	10,850	5.0%		
504161	Other Mobile Supplies	-	-	-	-	-	0.0%		
504191	Rev Vehicle Parts	1,033,840	1,369,299	335,459	1,431,314	62,015	4.5%		
Totals		3,329,432	5,429,250	2,099,818	5,888,710	459,460	8.5%		

SANTA CRUZ METROPOLITAN TRANSIT DISTRICT
 FY24 & FY25 OPERATING BUDGET

CONSOLIDATED EXPENSES

ACCOUNT	DESCRIPTION	June-22		June-23		Increase/(Decrease) \$ VAR	Increase/(Decrease) % VAR	PLAN FY25	Increase/(Decrease) \$ VAR	Increase/(Decrease) % VAR
		BUDGET FY23	BUDGET FY24	BUDGET FY24	PLAN FY25					
OTHER MATERIALS & SUPPLIES										
504205	Freight Out	8,300	5,000	5,000	(3,300)	(39.8%)	5,500	500	10.0%	
504211	Postage & Mailing	43,689	34,454	34,454	(9,235)	(21.1%)	34,686	232	0.7%	
504214	Promotional Items	25,000	61,000	61,000	36,000	144.0%	61,000	-	0.0%	
504215	Printing	128,859	412,225	412,225	283,366	219.9%	275,707	(136,518)	(33.1%)	
504217	Photo Supp/Process	2,060	1,000	1,000	(1,060)	(51.5%)	2,060	1,060	106.0%	
504311	Office Supplies	66,235	84,817	84,817	18,582	28.1%	87,111	2,294	2.7%	
504315	Safety Supplies	104,785	28,116	28,116	(76,669)	(73.2%)	29,493	1,377	4.9%	
504316	COVID-19	-	-	-	-	0.0%	-	-	0.0%	
504317	Cleaning Supplies	80,127	63,540	63,540	(16,587)	(20.7%)	66,716	3,176	5.0%	
504409	Repair/Maint Supplies	198,047	127,409	127,409	(70,638)	(35.7%)	133,782	6,373	5.0%	
504417	Tenant Repairs	10,302	10,508	10,508	206	2.0%	11,033	525	5.0%	
504421	Non-Inventory Parts	52,475	52,475	52,475	-	0.0%	55,099	2,624	5.0%	
504511	Small Tools	19,132	19,275	19,275	143	0.7%	20,238	963	5.0%	
504515	Employee Tool Replacement	3,000	3,000	3,000	-	0.0%	3,150	150	5.0%	
Totals		742,011	902,819	902,819	160,808	21.7%	785,575	(117,244)	(13.0%)	
UTILITIES										
505010	Propulsion Power	100,000	150,000	150,000	50,000	50.0%	157,500	7,500	5.0%	
505011	Gas & Electric	369,600	388,080	388,080	18,480	5.0%	407,484	19,404	5.0%	
505021	Water & Garbage	155,435	175,973	175,973	20,538	13.2%	184,772	8,799	5.0%	
505031	Telecommunications	201,580	196,723	196,723	(4,857)	(2.4%)	204,789	8,066	4.1%	
Totals		826,615	910,776	910,776	84,161	10.2%	954,545	43,769	4.8%	
CASUALTY & LIABILITY										
506011	Insurance - Property	70,553	92,950	92,950	22,397	31.7%	102,957	10,007	10.8%	
506015	Insurance - PL/PD	756,794	983,833	983,833	227,039	30.0%	1,278,984	295,151	30.0%	
506021	Insurance - Other	99,591	86,700	86,700	(12,891)	(12.9%)	90,920	4,220	4.9%	
506123	Settlement Costs	154,530	163,040	163,040	8,510	5.5%	167,931	4,891	3.0%	
506127	Repairs - District Prop	-	-	-	-	0.0%	-	-	0.0%	
Totals		1,081,468	1,326,523	1,326,523	245,055	22.7%	1,640,792	314,269	23.7%	

FY24- FY25_OpEX_Budget_V12
 Consolidated

SANTA CRUZ METROPOLITAN TRANSIT DISTRICT

FY24 & FY25 OPERATING BUDGET

CONSOLIDATED EXPENSES

June-22 June-23 June-23

ACCOUNT	DESCRIPTION	BUDGET FY23	BUDGET FY24	Increase/(Decrease) \$ VAR	% VAR	PLAN FY25	Increase/(Decrease) \$ VAR	% VAR
TAXES								
507051	Fuel Tax	17,500	15,000	(2,500)	(14.3%)	15,000	-	0.0%
507201	Licenses & Permits	28,756	31,179	2,423	8.4%	33,778	2,599	8.3%
507999	Other Taxes	10,302	12,254	1,952	18.9%	12,867	613	5.0%
Totals		56,558	58,433	1,875	3.3%	61,645	3,212	5.5%
MISC EXPENSE								
509011	Dues/Subscriptions	101,336	109,819	8,483	8.4%	115,068	5,249	4.8%
509081	Advertising - District Promo	-	245,000	245,000	100.0%	245,000	-	0.0%
509101	Employee Incentive Program	46,486	80,144	33,658	72.4%	83,591	3,447	4.3%
509121	Employee Training	102,904	450,588	347,684	337.9%	453,447	2,859	0.6%
509122	BOD Travel	13,393	13,719	326	2.4%	14,405	686	5.0%
509123	Travel	87,275	111,154	23,879	27.4%	114,863	3,709	3.3%
509125	Local Meeting Expense	12,640	27,865	15,225	120.5%	28,853	988	3.5%
509127	Board Director Fees	12,981	10,000	(2,981)	(23.0%)	10,500	500	5.0%
509150	Contributions	-	-	-	0.0%	-	-	0.0%
509198	Cash Over/Short	-	-	-	0.0%	-	-	0.0%
509999	Other Misc Expense	-	-	-	0.0%	-	-	0.0%
Totals		377,015	1,048,289	671,274	178.0%	1,065,727	17,438	1.7%
INTEREST EXPENSE & DEBT SERVICE								
511102	Interest Expense - Loan	8,120	893	(7,227)	(89.0%)	-	(893)	(100.0%)
511103	Interest Expense - POB	1,470,969	1,426,832	(44,137)	(3.0%)	1,376,786	(50,046)	(3.5%)
524000	Principal - POB	3,032,000	2,745,833	(286,167)	(9.4%)	2,800,417	54,584	2.0%
Totals		4,511,089	4,173,558	(337,531)	(7.5%)	4,177,203	3,645	0.1%

**SANTA CRUZ METROPOLITAN TRANSIT DISTRICT
FY24 & FY25 OPERATING BUDGET**

CONSOLIDATED EXPENSES

ACCOUNT	DESCRIPTION	June-22		June-23		PLAN FY25	Increase/(Decrease) \$ VAR	Increase/(Decrease) % VAR	Increase/(Decrease) \$ VAR	% VAR
		BUDGET FY23	BUDGET FY24	BUDGET FY24	BUDGET FY25					
LEASES & RENTALS										
512011	Facility Lease	152,346	310,628	310,628	191,105	158,282	103.9%	(119,523)	(38.5%)	
512061	Equipment Rental	16,401	16,464	63	16,943	63	0.4%	479	2.9%	
Totals		168,747	327,092	158,345	208,048	158,345	93.8%	(119,044)	(36.4%)	
PERSONNEL TOTAL		44,050,807	43,204,580	(846,227)	44,594,907	1,390,327	(1.9%)	1,390,327	3.2%	
NON-PERSONNEL TOTAL		16,909,132	21,878,942	4,969,810	21,802,548	4,969,810	29.4%	(76,394)	(0.3%)	
TOTAL OPERATING EXPENSES		60,959,939	65,083,522	4,123,583	66,397,455	4,123,583	6.8%	1,313,933	2.0%	

SANTA CRUZ METROPOLITAN TRANSIT DISTRICT

FY24 & FY25 OPERATING BUDGET

Departmental Expenses

	June-22		May-23		May-23		Increase/(Decrease)	% VAR	\$ VAR	% VAR	\$ VAR	% VAR
	BUDGET		BUDGET		PLAN							
	FY23	FY24	FY24	FY25	FY25	FY25						
1100 Administration	\$ 1,345,167	\$ 1,757,668	\$ 1,757,668	\$ 1,634,616	\$ 1,634,616	\$ (123,052)	(7.0%)	(123,052)	(7.0%)			
1200 Finance	7,665,753	7,896,500	7,896,500	8,041,837	8,041,837	145,337	1.8%	145,337	1.8%			
1300 Customer Service	2,275,298	1,135,810	1,135,810	(1,139,488)	1,166,080	30,270	2.7%	30,270	2.7%			
1325 Marketing	-	1,574,833	1,574,833	1,453,605	1,453,605	(121,228)	(7.7%)	(121,228)	(7.7%)			
1400 Human Resources	1,073,815	1,317,850	1,317,850	1,359,815	1,359,815	41,965	3.2%	41,965	3.2%			
1500 Information Technology	1,594,947	2,044,303	2,044,303	2,078,456	2,078,456	34,153	1.7%	34,153	1.7%			
1600 Planning, Grants, Governmental Affairs	2,073,187	1,937,353	1,937,353	1,867,979	1,867,979	(69,374)	(3.6%)	(69,374)	(3.6%)			
1700 District Counsel	438,187	557,512	557,512	571,287	571,287	13,775	2.5%	13,775	2.5%			
1800 Safety, Security, and Risk Management	1,101,541	1,191,390	1,191,390	1,198,331	1,198,331	6,941	0.6%	6,941	0.6%			
1900 Purchasing	1,026,650	489,621	489,621	515,117	515,117	25,496	5.2%	25,496	5.2%			
2000 Inventory Management	-	486,112	486,112	511,738	511,738	25,626	5.3%	25,626	5.3%			
2200 Facilities Maintenance	3,592,046	4,002,397	4,002,397	3,894,883	3,894,883	(107,514)	(2.7%)	(107,514)	(2.7%)			
3100 Paratransit	4,514,485	5,067,796	5,067,796	5,157,881	5,157,881	90,085	1.8%	90,085	1.8%			
3200 Operations	2,829,072	2,795,292	2,795,292	2,864,020	2,864,020	68,728	2.5%	68,728	2.5%			
3300 Bus Operators	18,525,461	17,630,545	17,630,545	18,094,581	18,094,581	464,036	2.6%	464,036	2.6%			
4100 Fleet Maintenance	8,984,002	11,421,673	11,421,673	11,942,411	11,942,411	520,738	4.6%	520,738	4.6%			
9002 COVID Related Costs	297,712	-	-	-	-	-	0.0%	-	0.0%			
9005 Retired Employee Benefits	3,622,340	3,776,617	3,776,617	4,044,568	4,044,568	267,951	7.1%	267,951	7.1%			
700 SCCIC	275	250	250	250	250	-	0.0%	-	0.0%			
TOTAL OPERATING EXPENSES	\$ 60,959,938	\$ 65,083,522	\$ 65,083,522	\$ 66,397,455	\$ 66,397,455	\$ 1,313,933	2.0%	\$ 1,313,933	2.0%			

7C.11

SANTA CRUZ METROPOLITAN TRANSIT DISTRICT FY24 & FY25 OPERATING BUDGET

Admin - 1100

ACCOUNT	June-22	June-23	June-23		June-23		June-23	
	BUDGET FY23	BUDGET FY24	Increase/(Decrease) \$ VAR	% VAR	PLAN FY25	Increase/(Decrease) \$ VAR	% VAR	Increase/(Decrease) \$ VAR
LABOR								
501011 Bus Operator Pay	\$ -	\$ -	\$ -	0.0%	\$ -	\$ -	0.0%	\$ -
501013 Bus Operator OT	-	-	-	0.0%	-	-	0.0%	-
501021 Other Salaries	496,092	512,543	16,451	3.3%	529,641	17,098	3.3%	17,098
501023 Other OT	5,055	5,178	123	2.4%	5,437	259	5.0%	259
Totals \$	\$ 501,146	\$ 517,721	\$ 16,575	3.3%	\$ 535,078	\$ 17,357	3.4%	\$ 17,357
FRINGE BENEFITS								
502011 Medicare/Soc. Sec.	\$ 8,829	\$ 9,210	\$ 381	4.3%	\$ 9,524	\$ 314	3.4%	\$ 314
502021 Retirement	80,422	87,864	7,442	9.3%	91,390	3,526	4.0%	3,526
502022 Retirement UAL	21,766	-	(21,766)	(100.0%)	-	-	0.0%	-
502031 Medical Ins	98,571	54,588	(43,983)	(44.6%)	58,528	3,940	7.2%	3,940
502041 Dental Ins	5,608	4,519	(1,089)	(19.4%)	4,608	89	2.0%	89
502045 Vision Ins	1,104	1,104	-	0.0%	1,104	-	0.0%	-
502051 Life Ins/AD&D	676	2,850	2,174	321.6%	2,935	85	3.0%	85
502060 State Disability Ins (SDI)	4,586	4,155	(431)	(9.4%)	4,451	296	7.1%	296
502061 Long Term Disability Ins	2,976	3,076	100	3.4%	3,110	34	1.1%	34
502071 State Unemployment Ins (SUI)	568	420	(148)	(26.1%)	448	28	6.7%	28
502081 Worker's Comp Ins	11,871	12,671	800	6.7%	13,052	381	3.0%	381
502101 Holiday Pay	17,892	18,691	799	4.5%	19,326	635	3.4%	635
502103 Floating Holiday	24,601	23,052	(1,549)	(6.3%)	23,794	742	3.2%	742
502109 Sick Leave	26,838	28,037	1,199	4.5%	28,990	953	3.4%	953
502111 Annual Leave	38,800	43,257	4,457	11.5%	45,009	1,752	4.1%	1,752
502121 Other Paid Absence	4,194	4,380	186	4.4%	4,530	150	3.4%	150
502251 Phys. Exams	-	-	-	0.0%	-	-	0.0%	-
502253 Driver Lic Renewal	-	-	-	0.0%	-	-	0.0%	-
502999 Other Fringe Benefits	17,916	15,966	(1,950)	(10.9%)	15,970	4	0.0%	4
Totals \$	\$ 367,218	\$ 313,840	\$ (53,378)	(14.5%)	\$ 326,769	\$ 12,929	4.1%	\$ 12,929

Attachment C

SANTA CRUZ METROPOLITAN TRANSIT DISTRICT FY24 & FY25 OPERATING BUDGET

Admin - 1100

ACCOUNT	June-22		June-23		June-23		Increase/(Decrease)		Increase/(Decrease)	
	BUDGET	FY23	BUDGET	FY24	PLAN	FY25	\$ VAR	% VAR	\$ VAR	% VAR
SERVICES										
503011	\$	-	\$	-	\$	-	0.0%	0.0%	\$	0.0%
503012		-		-		-	0.0%	0.0%		0.0%
503031		168,280		421,225		252,945	150.3%	(22.9%)	(96,439)	(22.9%)
503032		101,121		258,703		157,582	155.8%	(26.6%)	(68,715)	(26.6%)
503033		-		-		-	0.0%	0.0%	-	0.0%
503034		-		-		-	0.0%	0.0%	-	0.0%
503041		-		-		-	0.0%	0.0%	-	0.0%
503161		-		-		-	0.0%	0.0%	-	0.0%
503162		-		-		-	0.0%	0.0%	-	0.0%
503171		-		-		-	0.0%	0.0%	-	0.0%
503221		4,120		2,560		(1,560)	(37.9%)	5.0%	128	5.0%
503222		-		-		-	0.0%	0.0%	-	0.0%
503225		-		-		-	0.0%	0.0%	-	0.0%
503351		-		-		-	0.0%	0.0%	-	0.0%
503352		8,242		8,443		201	2.4%	5.0%	422	5.0%
503353		-		-		-	0.0%	0.0%	-	0.0%
503354		-		-		-	0.0%	0.0%	-	0.0%
503363		-		-		-	0.0%	0.0%	-	0.0%
Totals	\$	281,763	\$	690,931	\$	409,168	145.2%	(23.8%)	\$ (164,604)	(23.8%)
MOBILE MATERIALS & SUPPLIES										
504011	\$	-	\$	-	\$	-	0.0%	0.0%	\$	0.0%
504012		-		-		-	0.0%	0.0%		0.0%
Hydrogen fuel		-		-		-	0.0%	0.0%		0.0%
504021		-		-		-	0.0%	0.0%		0.0%
504161		-		-		-	0.0%	0.0%		0.0%
504191		-		-		-	0.0%	0.0%		0.0%
Totals	\$	-	\$	-	\$	-	0.0%	0.0%	\$	0.0%

Attachment C

7C.13

SANTA CRUZ METROPOLITAN TRANSIT DISTRICT FY24 & FY25 OPERATING BUDGET

Admin - 1100

ACCOUNT	June-22	June-23	June-23		June-23		June-23		
	BUDGET FY23	BUDGET FY24	Increase/(Decrease) \$ VAR	% VAR	PLAN FY25	Increase/(Decrease) \$ VAR	% VAR	Increase/(Decrease) \$ VAR	
OTHER MATERIALS & SUPPLIES									
504205 Freight Out	\$ -	\$ -	\$ -	0.0%	-	\$ -	0.0%	-	0.0%
504211 Postage & Mailing	5,800	6,094	294	5.1%	6,276	182	3.0%	182	3.0%
504214 Promotional Items	-	-	-	0.0%	-	-	0.0%	-	0.0%
504215 Printing	6,697	4,221	(2,476)	(37.0%)	4,432	211	5.0%	211	5.0%
504217 Photo Supp/Process	-	-	-	0.0%	-	-	0.0%	-	0.0%
504311 Office Supplies	14,112	19,535	5,423	38.4%	20,514	979	5.0%	979	5.0%
504315 Safety Supplies	-	-	-	0.0%	-	-	0.0%	-	0.0%
504316 COVID-19	-	-	-	0.0%	-	-	0.0%	-	0.0%
504317 Cleaning Supplies	-	-	-	0.0%	-	-	0.0%	-	0.0%
504409 Repair/Maint Supplies	-	-	-	0.0%	-	-	0.0%	-	0.0%
504417 Tenant Repairs	-	-	-	0.0%	-	-	0.0%	-	0.0%
504421 Non-Inventory Parts	-	-	-	0.0%	-	-	0.0%	-	0.0%
504511 Small Tools	-	-	-	0.0%	-	-	0.0%	-	0.0%
504515 Employee Tool Replacement	-	-	-	0.0%	-	-	0.0%	-	0.0%
Totals	\$ 26,609	\$ 29,850	\$ 3,241	12.2%	\$ 31,222	\$ 1,372	4.6%		
UTILITIES									
505010 Propulsion Power	\$ -	\$ -	\$ -	0.0%	-	\$ -	0.0%	-	0.0%
505011 Gas & Electric	-	-	-	0.0%	-	-	0.0%	-	0.0%
505021 Water & Garbage	-	-	-	0.0%	-	-	0.0%	-	0.0%
505031 Telecommunications	-	-	-	0.0%	-	-	0.0%	-	0.0%
Totals	\$ -	\$ -	\$ -	0.0%	\$ -	\$ -	0.0%		
CASUALTY & LIABILITY									
506011 Insurance - Property	\$ -	\$ -	\$ -	0.0%	-	\$ -	0.0%	-	0.0%
506015 Insurance - PL/PD	-	-	-	0.0%	-	-	0.0%	-	0.0%
506021 Insurance - Other	-	-	-	0.0%	-	-	0.0%	-	0.0%
506123 Settlement Costs	-	-	-	0.0%	-	-	0.0%	-	0.0%
506127 Repairs - District Prop	-	-	-	0.0%	-	-	0.0%	-	0.0%
Totals	\$ -	\$ -	\$ -	0.0%	\$ -	\$ -	0.0%		

Attachment C

7C.14

**SANTA CRUZ METROPOLITAN TRANSIT DISTRICT
FY24 & FY25 OPERATING BUDGET**

Admin - 1100

ACCOUNT	June-22	June-23	June-23		June-23		Increase/(Decrease) \$ VAR	% VAR	Increase/(Decrease) \$ VAR	% VAR
	BUDGET FY23	BUDGET FY24	PLAN FY25	PLAN FY25	PLAN FY25	PLAN FY25				
TAXES										
507051 Fuel Tax	\$ -	\$ -	\$ -	\$ -	\$ -	\$ -	0.0%	\$ -	0.0%	
507201 Licenses & Permits	-	-	-	-	-	-	0.0%	-	0.0%	
507999 Other Taxes	-	-	-	-	-	-	0.0%	-	0.0%	
Totals \$	\$ -	\$ -	\$ -	\$ -	\$ -	\$ -	0.0%	\$ -	0.0%	
MISC EXPENSE										
509011 Dues/Subscriptions	\$ 88,075	\$ 97,763	\$ 9,688	\$ 102,653	\$ 4,890	\$ 4,890	11.0%	\$ 4,890	5.0%	
509081 Advertising - District Promo	-	-	-	-	-	-	0.0%	-	0.0%	
509101 Employee Incentive Program	18,544	35,220	16,676	36,981	1,761	1,761	89.9%	1,761	5.0%	
509121 Employee Training	2,473	2,533	60	2,660	127	127	2.4%	127	5.0%	
509122 BOD Travel	13,393	13,719	326	14,405	686	686	2.4%	686	5.0%	
509123 Travel	20,603	21,121	518	22,177	1,056	1,056	2.5%	1,056	5.0%	
509125 Local Meeting Expense	10,302	22,860	12,558	23,628	768	768	121.9%	768	3.4%	
509127 Board Director Fees	12,981	10,000	(2,981)	10,500	500	500	(23.0%)	500	5.0%	
509150 Contributions	-	-	-	-	-	-	0.0%	-	0.0%	
509198 Cash Over/Short	-	-	-	-	-	-	0.0%	-	0.0%	
509999 Other Misc Expense	-	-	-	-	-	-	0.0%	-	0.0%	
Totals \$	\$ 166,371	\$ 203,216	\$ 36,845	\$ 213,004	\$ 9,788	\$ 9,788	22.1%	\$ 9,788	4.8%	
INTEREST EXPENSE & DEBT SERVICE										
511102 Interest Expense - Loan	\$ -	\$ -	\$ -	\$ -	\$ -	\$ -	0.0%	\$ -	0.0%	
511103 Interest Expense - POB	-	-	-	-	-	-	0.0%	-	0.0%	
524000 Principal - POB	-	-	-	-	-	-	0.0%	-	0.0%	
Totals \$	\$ -	\$ -	\$ -	\$ -	\$ -	\$ -	0.0%	\$ -	0.0%	
LEASES & RENTALS										
512011 Facility Lease	\$ -	\$ -	\$ -	\$ -	\$ -	\$ -	0.0%	\$ -	0.0%	
512061 Equipment Rental	2,060	2,110	50	2,216	106	106	2.4%	106	5.0%	
Totals \$	\$ 2,060	\$ 2,110	\$ 50	\$ 2,216	\$ 106	\$ 106	2.4%	\$ 106	5.0%	
PERSONNEL TOTAL	\$ 868,364	\$ 831,561	\$ (36,803)	\$ 861,847	\$ 30,286	\$ 30,286	(4.2%)	\$ 30,286	3.6%	
NON-PERSONNEL TOTAL	\$ 476,803	\$ 926,107	\$ 449,304	\$ 772,769	\$ (153,338)	\$ (153,338)	94.2%	\$ (153,338)	(16.6%)	
TOTAL OPERATING EXPENSES	\$ 1,345,167	\$ 1,757,668	\$ 412,501	\$ 1,634,616	\$ (123,052)	\$ (123,052)	30.7%	\$ (123,052)	(7.0%)	

Attachment C

7C.15

SANTA CRUZ METROPOLITAN TRANSIT DISTRICT FY24 & FY25 OPERATING BUDGET

Finance - 1200

ACCOUNT	June-22	June-23	June-23		Increase/(Decrease) \$ VAR	% VAR	June-23 PLAN FY25	Increase/(Decrease) \$ VAR	% VAR
	BUDGET FY23	BUDGET FY24	BUDGET FY24	PLAN FY25					
LABOR									
501011 Bus Operator Pay	\$ -	\$ -	\$ -	\$ -	\$ -	0.0%	\$ -	\$ -	0.0%
501013 Bus Operator OT	-	-	-	-	-	0.0%	-	-	0.0%
501021 Other Salaries	944,242	934,030	(10,212)	(1.1%)	24,955	2.7%	958,985	24,955	2.7%
501023 Other OT	5,001	2,999	(2,002)	(40.0%)	501	16.7%	3,500	501	16.7%
Totals	\$ 949,243	\$ 937,029	\$ (12,214)	(1.3%)	\$ 25,456	2.7%	\$ 962,485	\$ 25,456	2.7%
FRINGE BENEFITS									
502011 Medicare/Soc. Sec.	\$ 16,589	\$ 16,663	\$ 74	0.4%	\$ 445	2.7%	\$ 17,108	\$ 445	2.7%
502021 Retirement	108,086	122,780	14,694	13.6%	922	0.8%	123,702	922	0.8%
502022 Retirement UAL	52,596	-	(52,596)	(100.0%)	-	0.0%	-	-	0.0%
502031 Medical Ins	307,869	334,747	26,878	8.7%	24,143	7.2%	358,890	24,143	7.2%
502041 Dental Ins	16,826	18,014	1,188	7.1%	346	1.9%	18,360	346	1.9%
502045 Vision Ins	3,036	3,036	-	0.0%	-	0.0%	3,036	-	0.0%
502051 Life Ins/AD&D	1,602	1,703	101	6.3%	53	3.1%	1,756	53	3.1%
502060 State Disability Ins (SDI)	11,678	9,875	(1,803)	(15.4%)	610	6.2%	10,485	610	6.2%
502061 Long Term Disability Ins	6,416	6,642	226	3.5%	31	0.5%	6,673	31	0.5%
502071 State Unemployment Ins (SUI)	1,562	1,155	(407)	(26.1%)	77	6.7%	1,232	77	6.7%
502081 Worker's Comp Ins	32,644	34,846	2,202	6.7%	1,046	3.0%	35,892	1,046	3.0%
502101 Holiday Pay	34,408	34,664	256	0.7%	909	2.6%	35,573	909	2.6%
502103 Floating Holiday	20,780	21,655	875	4.2%	556	2.6%	22,211	556	2.6%
502109 Sick Leave	51,611	51,993	382	0.7%	1,366	2.6%	53,359	1,366	2.6%
502111 Annual Leave	95,213	95,769	556	0.6%	2,065	2.2%	97,834	2,065	2.2%
502121 Other Paid Absence	8,066	8,125	59	0.7%	211	2.6%	8,336	211	2.6%
502251 Phys. Exams	-	-	-	0.0%	-	0.0%	-	-	0.0%
502253 Driver Lic Renewal	-	-	-	0.0%	-	0.0%	-	-	0.0%
502999 Other Fringe Benefits	8,119	8,119	-	0.0%	11	0.1%	8,130	11	0.1%
Totals	\$ 777,101	\$ 769,786	\$ (7,315)	(0.9%)	\$ 32,791	4.3%	\$ 802,577	\$ 32,791	4.3%

Attachment C

SANTA CRUZ METROPOLITAN TRANSIT DISTRICT FY24 & FY25 OPERATING BUDGET

Finance - 1200

ACCOUNT	June-22		June-23		June-23		June-23		June-23	
	BUDGET	FY23	BUDGET	FY24	Increase/(Decrease)	% VAR	PLAN	FY25	Increase/(Decrease)	% VAR
	\$		\$		\$ VAR			\$ VAR		
SERVICES										
503011 Accting/Audit Fees	\$	106,111	\$	105,000	\$ (1,111)	(1.0%)	\$	107,500	\$ 2,500	2.4%
503012 Admin/Bank Fees		439,895		627,000	187,105	42.5%		655,800	28,800	4.6%
503031 Prof/Technical Fees		51,357		269,550	218,193	424.9%		67,450	(202,100)	(75.0%)
503032 Legislative Services		-		-	-	0.0%		-	-	0.0%
503033 Legal Services		-		-	-	0.0%		-	-	0.0%
503034 Pre-Employment Exams		-		-	-	0.0%		-	-	0.0%
503041 Temp Help		-		-	-	0.0%		-	-	0.0%
503161 Custodial Services		-		-	-	0.0%		-	-	0.0%
503162 Uniforms/Laundry		-		-	-	0.0%		-	-	0.0%
503171 Security Services		-		-	-	0.0%		-	-	0.0%
503221 Classified/Legal Ads		-		-	-	0.0%		-	-	0.0%
503222 Legal Ads		-		-	-	0.0%		-	-	0.0%
503225 Graphic Services		-		-	-	0.0%		-	-	0.0%
503351 Repair - Bldg & Impr		-		-	-	0.0%		-	-	0.0%
503352 Repair - Equipment		-		-	-	0.0%		-	-	0.0%
503353 Repair - Rev Vehicle		-		-	-	0.0%		-	-	0.0%
503354 Repair - Non Rev Vehicle		-		-	-	0.0%		-	-	0.0%
503363 Haz Mat Disposal		-		-	-	0.0%		-	-	0.0%
Totals \$	\$	597,363	\$	1,001,550	\$ 404,187	67.7%	\$	830,750	\$ (170,800)	(17.1%)
MOBILE MATERIALS & SUPPLIES										
504011 Fuels & Lubricants - Non Rev Veh	\$	-	\$	-	\$	0.0%	\$	-	\$	0.0%
504012 Fuels & Lubricants - Rev Veh		-		-	-	0.0%		-	-	0.0%
Hydrogen fuel		-		-	-	0.0%		-	-	0.0%
504021 Tires & Tubes		-		-	-	0.0%		-	-	0.0%
504161 Other Mobile Supplies		-		-	-	0.0%		-	-	0.0%
504191 Rev Vehicle Parts		-		-	-	0.0%		-	-	0.0%
Totals \$	\$	-	\$	-	\$	0.0%	\$	-	\$	0.0%

Attachment C

7C.17

SANTA CRUZ METROPOLITAN TRANSIT DISTRICT FY24 & FY25 OPERATING BUDGET

Finance - 1200

ACCOUNT	June-22	June-23	June-23		June-23		
	BUDGET FY23	BUDGET FY24	Increase/(Decrease) \$ VAR	% VAR	PLAN FY25	Increase/(Decrease) \$ VAR	% VAR
OTHER MATERIALS & SUPPLIES							
504205 Freight Out	\$ -	\$ -	\$ -	0.0%	\$ -	\$ -	0.0%
504211 Postage & Mailing	1,000	1,000	-	0.0%	1,050	50	5.0%
504214 Promotional Items	-	-	-	0.0%	-	-	0.0%
504215 Printing	2,060	2,110	50	2.4%	1,100	(1,010)	(47.9%)
504217 Photo Supp/Process	-	-	-	0.0%	-	-	0.0%
504311 Office Supplies	-	-	-	0.0%	-	-	0.0%
504315 Safety Supplies	-	-	-	0.0%	-	-	0.0%
504316 COVID-19	-	-	-	0.0%	-	-	0.0%
504317 Cleaning Supplies	-	-	-	0.0%	-	-	0.0%
504409 Repair/Maint Supplies	-	-	-	0.0%	-	-	0.0%
504417 Tenant Repairs	-	-	-	0.0%	-	-	0.0%
504421 Non-Inventory Parts	-	-	-	0.0%	-	-	0.0%
504511 Small Tools	-	-	-	0.0%	-	-	0.0%
504515 Employee Tool Replacement	-	-	-	0.0%	-	-	0.0%
Totals	\$ 3,060	\$ 3,110	\$ 50	1.6%	\$ 2,150	\$ (960)	(30.9%)
UTILITIES							
505010 Propulsion Power	\$ -	\$ -	\$ -	0.0%	\$ -	\$ -	0.0%
505011 Gas & Electric	-	-	-	0.0%	-	-	0.0%
505021 Water & Garbage	-	-	-	0.0%	-	-	0.0%
505031 Telecommunications	-	-	-	0.0%	-	-	0.0%
Totals	\$ -	\$ -	\$ -	0.0%	\$ -	\$ -	0.0%
CASUALTY & LIABILITY							
506011 Insurance - Property	\$ 70,553	\$ 92,950	\$ 22,397	31.7%	\$ 102,957	\$ 10,007	10.8%
506015 Insurance - PL/PD	613,496	797,545	184,049	30.0%	1,036,809	239,264	30.0%
506021 Insurance - Other	99,591	86,700	(12,891)	(12.9%)	90,920	4,220	4.9%
506123 Settlement Costs	-	-	-	0.0%	-	-	0.0%
506127 Repairs - District Prop	-	-	-	0.0%	-	-	0.0%
Totals	\$ 783,640	\$ 977,195	\$ 193,555	24.7%	\$ 1,230,686	\$ 253,491	25.9%

Attachment C

7C.18

SANTA CRUZ METROPOLITAN TRANSIT DISTRICT FY24 & FY25 OPERATING BUDGET

Finance - 1200

ACCOUNT	June-22	June-23	June-23		June-23		Increase/(Decrease) \$ VAR	% VAR	Increase/(Decrease) \$ VAR	% VAR
	BUDGET FY23	BUDGET FY24	BUDGET FY24	PLAN FY25	BUDGET FY24	PLAN FY25				
TAXES										
507051 Fuel Tax	\$ -	\$ -	\$ -	\$ -	\$ -	\$ -	0.0%	\$ -	0.0%	
507201 Licenses & Permits	-	-	-	-	-	-	0.0%	-	0.0%	
507999 Other Taxes	-	-	-	-	-	-	0.0%	-	0.0%	
Totals	\$ -	\$ -	\$ -	\$ -	\$ -	\$ -	0.0%	\$ -	0.0%	
MISC EXPENSE										
509011 Dues/Subscriptions	\$ 639	\$ 654	\$ 654	\$ 687	\$ 654	\$ 687	2.3%	\$ 33	5.0%	
509081 Advertising - District Promo	-	-	-	-	-	-	0.0%	-	0.0%	
509101 Employee Incentive Program	8,000	8,000	8,000	8,400	8,000	8,400	0.0%	400	5.0%	
509121 Employee Training	20,000	15,000	15,000	15,750	15,000	15,750	(25.0%)	750	5.0%	
509122 BOD Travel	-	-	-	-	-	-	0.0%	-	0.0%	
509123 Travel	15,000	10,000	10,000	10,500	10,000	10,500	(33.3%)	500	5.0%	
509125 Local Meeting Expense	-	-	-	-	-	-	0.0%	-	0.0%	
509127 Board Director Fees	-	-	-	-	-	-	0.0%	-	0.0%	
509150 Contributions	-	-	-	-	-	-	0.0%	-	0.0%	
509198 Cash Over/Short	-	-	-	-	-	-	0.0%	-	0.0%	
509999 Other Misc Expense	-	-	-	-	-	-	0.0%	-	0.0%	
Totals	\$ 43,639	\$ 33,654	\$ 33,654	\$ 35,337	\$ 33,654	\$ 35,337	(22.9%)	\$ 1,683	5.0%	
INTEREST EXPENSE & DEBT SERVICE										
511102 Interest Expense - Loan	\$ 8,120	\$ 893	\$ 893	\$ -	\$ 893	\$ -	(89.0%)	(893)	(100.0%)	
511103 Interest Expense - POB	1,470,969	1,426,832	1,426,832	1,376,786	1,426,832	1,376,786	(3.0%)	(50,046)	(3.5%)	
524000 Principal - POB	3,032,000	2,745,833	2,745,833	2,800,417	2,745,833	2,800,417	(9.4%)	54,584	2.0%	
Totals	\$ 4,511,089	\$ 4,173,558	\$ 4,173,558	\$ 4,177,203	\$ 4,173,558	\$ 4,177,203	(7.5%)	\$ 3,645	0.1%	
LEASES & RENTALS										
512011 Facility Lease	\$ -	\$ -	\$ -	\$ -	\$ -	\$ -	0.0%	\$ -	0.0%	
512061 Equipment Rental	618	618	618	649	618	649	0.0%	31	5.0%	
Totals	\$ 618	\$ 618	\$ 618	\$ 649	\$ 618	\$ 649	0.0%	\$ 31	5.0%	
PERSONNEL TOTAL	\$ 1,726,344	\$ 1,706,815	\$ 1,706,815	\$ 1,765,062	\$ 1,706,815	\$ 1,765,062	(1.1%)	\$ 58,247	3.4%	
NON-PERSONNEL TOTAL	\$ 5,939,409	\$ 6,189,685	\$ 6,189,685	\$ 6,276,775	\$ 6,189,685	\$ 6,276,775	4.2%	\$ 87,090	1.4%	
TOTAL OPERATING EXPENSES	\$ 7,665,753	\$ 7,896,500	\$ 7,896,500	\$ 8,041,837	\$ 7,896,500	\$ 8,041,837	3.0%	\$ 145,337	1.8%	

7C.19

SANTA CRUZ METROPOLITAN TRANSIT DISTRICT FY24 & FY25 OPERATING BUDGET

Customer Service - 1300

ACCOUNT	June-22		June-23		June-23		June-23	
	BUDGET	FY23	BUDGET	FY24	PLAN	FY25	Increase/(Decrease)	Increase/(Decrease)
	\$	% VAR	\$	% VAR	\$	% VAR	\$ VAR	% VAR
LABOR								
501011 Bus Operator Pay	\$ -	0.0%	\$ -	0.0%	\$ -	0.0%	\$ -	0.0%
501013 Bus Operator OT	-	0.0%	-	0.0%	-	0.0%	-	0.0%
501021 Other Salaries	845,853	(37.2%)	531,146	(37.2%)	533,918	2,772	2,772	0.5%
501023 Other OT	37,504	(80.0%)	7,504	(80.0%)	7,880	376	376	5.0%
Totals	\$ 883,357	(39.0%)	\$ 538,650	(39.0%)	\$ 541,798	\$ 3,148	\$ 3,148	0.6%
FRINGE BENEFITS								
502011 Medicare/Soc. Sec.	\$ 15,282	(36.8%)	\$ 9,652	(36.8%)	\$ 9,731	\$ 79	\$ 79	0.8%
502021 Retirement	98,721	(26.7%)	72,385	(26.7%)	71,630	(755)	(755)	(1.0%)
502022 Retirement UAL	48,038	(100.0%)	-	(100.0%)	-	-	-	0.0%
502031 Medical Ins	404,921	(30.9%)	279,657	(30.9%)	299,832	20,175	20,175	7.2%
502041 Dental Ins	20,034	(30.6%)	13,909	(30.6%)	14,184	275	275	2.0%
502045 Vision Ins	4,140	(33.3%)	2,760	(33.3%)	2,760	-	-	0.0%
502051 Life Ins/AD&D	1,963	(68.9)	1,274	(68.9)	1,316	42	42	3.3%
502060 State Disability Ins (SDI)	11,492	(5.502)	5,990	(5.502)	6,242	252	252	4.2%
502061 Long Term Disability Ins	7,497	(2,574)	4,923	(2,574)	4,965	42	42	0.9%
502071 State Unemployment Ins (SUI)	2,130	(1,080)	1,050	(1,080)	1,120	70	70	6.7%
502081 Worker's Comp Ins	56,386	(24,707)	31,679	(24,707)	32,629	950	950	3.0%
502101 Holiday Pay	30,654	(10,757)	19,897	(10,757)	20,056	159	159	0.8%
502103 Floating Holiday	9,027	(5,110)	3,917	(5,110)	3,917	-	-	0.0%
502109 Sick Leave	45,984	(16,134)	29,850	(16,134)	30,090	240	240	0.8%
502111 Annual Leave	96,092	(27,511)	68,581	(27,511)	70,551	1,970	1,970	2.9%
502121 Other Paid Absence	7,189	(2,522)	4,667	(2,522)	4,704	37	37	0.8%
502251 Phys. Exams	-	0.0%	-	0.0%	-	-	-	0.0%
502253 Driver Lic Renewal	-	0.0%	-	0.0%	-	-	-	0.0%
502999 Other Fringe Benefits	4,335	(2,095)	2,240	(2,095)	2,250	10	10	0.4%
Totals	\$ 863,885	(36.1%)	\$ 552,431	(36.1%)	\$ 575,977	\$ 23,546	\$ 23,546	4.3%

Attachment C

**SANTA CRUZ METROPOLITAN TRANSIT DISTRICT
FY24 & FY25 OPERATING BUDGET**

Customer Service - 1300

ACCOUNT	June-22	June-23	June-23		June-23		
	BUDGET FY23	BUDGET FY24	Increase/(Decrease) \$ VAR	% VAR	PLAN FY25	Increase/(Decrease) \$ VAR	% VAR
SERVICES							
503011 Accting/Audit Fees	\$ -	\$ -	\$ -	0.0%	-	\$ -	0.0%
503012 Admin/Bank Fees	-	-	-	0.0%	-	-	0.0%
503031 Prof/Technical Fees	372,426	-	(372,426)	(100.0%)	-	-	0.0%
503032 Legislative Services	-	-	-	0.0%	-	-	0.0%
503033 Legal Services	-	-	-	0.0%	-	-	0.0%
503034 Pre-Employment Exams	-	-	-	0.0%	-	-	0.0%
503041 Temp Help	-	-	-	0.0%	-	-	0.0%
503161 Custodial Services	-	-	-	0.0%	-	-	0.0%
503162 Uniforms/Laundry	3,700	2,500	(1,200)	(32.4%)	3,700	1,200	48.0%
503171 Security Services	-	-	-	0.0%	-	-	0.0%
503221 Classified/Legal Ads	-	-	-	0.0%	-	-	0.0%
503222 Legal Ads	-	-	-	0.0%	-	-	0.0%
503225 Graphic Services	-	-	-	0.0%	-	-	0.0%
503351 Repair - Bldg & Impr	-	-	-	0.0%	-	-	0.0%
503352 Repair - Equipment	1,100	-	(1,100)	(100.0%)	-	-	0.0%
503353 Repair - Rev Vehicle	-	-	-	0.0%	-	-	0.0%
503354 Repair - Non Rev Vehicle	-	-	-	0.0%	-	-	0.0%
503363 Haz Mat Disposal	-	-	-	0.0%	-	-	0.0%
Totals	\$ 377,226	\$ 2,500	\$ (374,726)	(99.3%)	3,700	\$ 1,200	48.0%
MOBILE MATERIALS & SUPPLIES							
504011 Fuels & Lubricants - Non Rev Veh	\$ -	\$ -	\$ -	0.0%	-	\$ -	0.0%
504012 Fuels & Lubricants - Rev Veh	-	-	-	0.0%	-	-	0.0%
Hydro							
Hydrogen fuel	-	-	-	0.0%	-	-	0.0%
504021 Tires & Tubes	-	-	-	0.0%	-	-	0.0%
504161 Other Mobile Supplies	-	-	-	0.0%	-	-	0.0%
504191 Rev Vehicle Parts	-	-	-	0.0%	-	-	0.0%
Totals	\$ -	\$ -	\$ -	0.0%	-	\$ -	0.0%

Attachment C

SANTA CRUZ METROPOLITAN TRANSIT DISTRICT FY24 & FY25 OPERATING BUDGET

Customer Service - 1300

ACCOUNT	June-22	June-23	June-23		June-23		Increase/(Decrease) \$ VAR	% VAR	Increase/(Decrease) \$ VAR	% VAR
	BUDGET FY23	BUDGET FY24	BUDGET FY24	PLAN FY25	Increase/(Decrease) \$ VAR	% VAR				
OTHER MATERIALS & SUPPLIES										
504205 Freight Out	\$ -	\$ -	\$ -	\$ -	\$ -	\$ -	0.0%	\$ -	0.0%	0.0%
504211 Postage & Mailing	6,500	1,250	(5,250)	1,250	(5,250)	(80.8%)	-	0.0%	-	0.0%
504214 Promotional Items	25,000	-	(25,000)	-	(25,000)	(100.0%)	-	-	-	0.0%
504215 Printing	80,510	3,000	(77,510)	3,000	(77,510)	(96.3%)	-	-	-	0.0%
504217 Photo Supp/Process	2,060	1,000	(1,060)	2,060	(1,060)	(51.5%)	1,060	106.0%	1,060	106.0%
504311 Office Supplies	5,000	5,000	-	5,500	-	0.0%	500	10.0%	500	10.0%
504315 Safety Supplies	-	-	-	-	-	0.0%	-	0.0%	-	0.0%
504316 COVID-19	-	-	-	-	-	0.0%	-	0.0%	-	0.0%
504317 Cleaning Supplies	-	-	-	-	-	0.0%	-	0.0%	-	0.0%
504409 Repair/Maint Supplies	-	-	-	-	-	0.0%	-	0.0%	-	0.0%
504417 Tenant Repairs	-	-	-	-	-	0.0%	-	0.0%	-	0.0%
504421 Non-Inventory Parts	-	-	-	-	-	0.0%	-	0.0%	-	0.0%
504511 Small Tools	-	-	-	-	-	0.0%	-	0.0%	-	0.0%
504515 Employee Tool Replacement	-	-	-	-	-	0.0%	-	0.0%	-	0.0%
Totals \$	119,070	10,250	108,820	11,810	(108,820)	(91.4%)	1,560	15.2%	1,560	15.2%
UTILITIES										
505010 Propulsion Power	\$ -	\$ -	\$ -	\$ -	\$ -	0.0%	\$ -	0.0%	\$ -	0.0%
505011 Gas & Electric	-	-	-	-	-	0.0%	-	0.0%	-	0.0%
505021 Water & Garbage	-	-	-	-	-	0.0%	-	0.0%	-	0.0%
505031 Telecommunications	650	-	(650)	-	(650)	(100.0%)	-	0.0%	-	0.0%
Totals \$	650	-	(650)	-	(650)	(100.0%)	-	0.0%	-	0.0%
CASUALTY & LIABILITY										
506011 Insurance - Property	\$ -	\$ -	\$ -	\$ -	\$ -	0.0%	\$ -	0.0%	\$ -	0.0%
506015 Insurance - PL/PD	-	-	-	-	-	0.0%	-	0.0%	-	0.0%
506021 Insurance - Other	-	-	-	-	-	0.0%	-	0.0%	-	0.0%
506123 Settlement Costs	-	-	-	-	-	0.0%	-	0.0%	-	0.0%
506127 Repairs - District Prop	-	-	-	-	-	0.0%	-	0.0%	-	0.0%
Totals \$	-	-	-	-	-	0.0%	-	0.0%	-	0.0%

Attachment C

7C.22

SANTA CRUZ METROPOLITAN TRANSIT DISTRICT FY24 & FY25 OPERATING BUDGET

Customer Service - 1300

ACCOUNT	June-22		June-23		June-23		Increase/(Decrease) \$ VAR	% VAR	PLAN FY25	Increase/(Decrease) \$ VAR	% VAR
	BUDGET FY23	BUDGET FY24	BUDGET FY24	BUDGET FY25	PLAN FY25						
TAXES											
507051 Fuel Tax	\$ -	\$ -	\$ -	\$ -	\$ -	\$ -	0.0%	-	\$ -	-	0.0%
507201 Licenses & Permits	13,200	13,000	13,000	(200)	(200)	1,690	(1.5%)	14,690	1,690	13.0%	
507999 Other Taxes	-	-	-	-	-	-	0.0%	-	-	0.0%	
Totals	\$ 13,200	\$ 13,000	\$ 13,000	(200)	(200)	\$ 1,690	(1.5%)	\$ 14,690	\$ 1,690	13.0%	
MISC EXPENSE											
509011 Dues/Subscriptions	\$ -	\$ -	\$ -	\$ -	\$ -	\$ -	0.0%	-	\$ -	-	0.0%
509081 Advertising - District Promo	-	-	-	-	-	-	0.0%	-	-	-	0.0%
509101 Employee Incentive Program	1,200	1,200	1,200	-	-	1,200	0.0%	1,200	-	0.0%	
509121 Employee Training	7,068	8,513	8,513	1,445	1,445	(874)	20.4%	7,639	(874)	(10.3%)	
509122 BOD Travel	-	-	-	-	-	-	0.0%	-	-	0.0%	
509123 Travel	5,360	5,360	5,360	-	-	5,360	0.0%	5,360	-	0.0%	
509125 Local Meeting Expense	300	300	300	-	-	300	0.0%	300	-	0.0%	
509127 Board Director Fees	-	-	-	-	-	-	0.0%	-	-	0.0%	
509150 Contributions	-	-	-	-	-	-	0.0%	-	-	0.0%	
509198 Cash Over/Short	-	-	-	-	-	-	0.0%	-	-	0.0%	
509999 Other Misc Expense	-	-	-	-	-	-	0.0%	-	-	0.0%	
Totals	\$ 13,928	\$ 15,373	\$ 15,373	1,445	1,445	(874)	10.4%	\$ 14,499	\$ (874)	(5.7%)	
INTEREST EXPENSE & DEBT SERVICE											
511102 Interest Expense - Loan	\$ -	\$ -	\$ -	\$ -	\$ -	\$ -	0.0%	-	\$ -	-	0.0%
511103 Interest Expense - POB	-	-	-	-	-	-	0.0%	-	-	0.0%	
524000 Principal - POB	-	-	-	-	-	-	0.0%	-	-	0.0%	
Totals	\$ -	\$ -	\$ -	\$ -	\$ -	\$ -	0.0%	\$ -	\$ -	0.0%	
LEASES & RENTALS											
512011 Facility Lease	\$ -	\$ -	\$ -	\$ -	\$ -	\$ -	0.0%	-	\$ -	-	0.0%
512061 Equipment Rental	3,982	3,606	3,606	(376)	(376)	3,606	(9.4%)	3,606	-	0.0%	
Totals	\$ 3,982	\$ 3,606	\$ 3,606	(376)	(376)	\$ 3,606	(9.4%)	\$ 3,606	\$ -	0.0%	
PERSONNEL TOTAL											
PERSONNEL TOTAL	\$ 1,747,242	\$ 1,091,081	\$ 1,091,081	\$ (656,161)	\$ (656,161)	\$ 26,694	(37.6%)	\$ 1,117,775	\$ 26,694	2.4%	
NON-PERSONNEL TOTAL											
NON-PERSONNEL TOTAL	\$ 528,056	\$ 44,729	\$ 44,729	\$ (483,327)	\$ (483,327)	\$ 3,576	(91.5%)	\$ 48,305	\$ 3,576	8.0%	
TOTAL OPERATING EXPENSES	\$ 2,275,298	\$ 1,135,810	\$ 1,135,810	\$ (1,139,488)	\$ (1,139,488)	\$ 30,270	(50.1%)	\$ 1,166,080	\$ 30,270	2.7%	

7C.23

SANTA CRUZ METROPOLITAN TRANSIT DISTRICT FY24 & FY25 OPERATING BUDGET

Marketing - 1325

ACCOUNT	June-22		June-23		June-23		Increase/(Decrease) \$ VAR	% VAR	Increase/(Decrease) \$ VAR	% VAR
	BUDGET FY23	BUDGET FY24	BUDGET FY24	BUDGET FY25	PLAN FY25					
LABOR										
501011 Bus Operator Pay	\$ -	\$ -	\$ -	\$ -	\$ -	\$ -	0.0%	\$ -	0.0%	
501013 Bus Operator OT	-	-	-	-	-	-	0.0%	-	0.0%	
501021 Other Salaries	-	157,670	157,670	165,539	165,539	7,869	100.0%	7,869	5.0%	
501023 Other OT	-	7,500	7,500	7,500	7,500	-	100.0%	-	0.0%	
Totals	\$ -	\$ 165,170	\$ 165,170	\$ 173,039	\$ 173,039	\$ 7,869	100.0%	\$ 7,869	4.8%	
FRINGE BENEFITS										
502011 Medicare/Soc. Sec.	\$ -	\$ 2,845	\$ 2,845	\$ 2,981	\$ 2,981	\$ 136	100.0%	\$ 136	4.8%	
502021 Retirement	-	20,756	20,756	21,395	21,395	639	100.0%	639	3.1%	
502022 Retirement UAL	-	-	-	-	-	-	0.0%	-	0.0%	
502031 Medical Ins	-	49,408	49,408	52,970	52,970	3,562	100.0%	3,562	7.2%	
502041 Dental Ins	-	2,405	2,405	2,448	2,448	43	100.0%	43	1.8%	
502045 Vision Ins	-	552	552	552	552	-	100.0%	-	0.0%	
502051 Life Ins/AD&D	-	338	338	348	348	10	100.0%	10	3.0%	
502060 State Disability Ins (SDI)	-	1,765	1,765	1,912	1,912	147	100.0%	147	8.3%	
502061 Long Term Disability Ins	-	1,422	1,422	1,444	1,444	22	100.0%	22	1.5%	
502071 State Unemployment Ins (SUI)	-	210	210	224	224	14	100.0%	14	6.7%	
502081 Worker's Comp Ins	-	6,336	6,336	6,526	6,526	190	100.0%	190	3.0%	
502101 Holiday Pay	-	5,656	5,656	5,938	5,938	282	100.0%	282	5.0%	
502103 Floating Holiday	-	5,366	5,366	5,635	5,635	269	100.0%	269	5.0%	
502109 Sick Leave	-	8,483	8,483	8,907	8,907	424	100.0%	424	5.0%	
502111 Annual Leave	-	10,187	10,187	10,695	10,695	508	100.0%	508	5.0%	
502121 Other Paid Absence	-	1,326	1,326	1,391	1,391	65	100.0%	65	4.9%	
502251 Phys. Exams	-	-	-	-	-	-	0.0%	-	0.0%	
502253 Driver Lic Renewal	-	-	-	-	-	-	0.0%	-	0.0%	
502999 Other Fringe Benefits	-	2,008	2,008	2,010	2,010	2	100.0%	2	0.1%	
Totals	\$ -	\$ 119,063	\$ 119,063	\$ 125,376	\$ 125,376	\$ 6,313	100.0%	\$ 6,313	5.3%	

Attachment C

SANTA CRUZ METROPOLITAN TRANSIT DISTRICT FY24 & FY25 OPERATING BUDGET

Marketing - 1325

ACCOUNT	June-22		June-23		June-23		June-23	
	BUDGET	FY23	BUDGET	FY24	PLAN	FY25	Increase/(Decrease)	Increase/(Decrease)
	\$	% VAR	\$	% VAR	\$	% VAR	\$ VAR	% VAR
SERVICES								
503011 Accting/Audit Fees	\$	-	\$	-	\$	-	\$	-
503012 Admin/Bank Fees		-		-		-		-
503031 Prof/Technical Fees		-	585,000	100.0%	585,000	-	585,000	-
503032 Legislative Services		-		-		-		-
503033 Legal Services		-		-		-		-
503034 Pre-Employment Exams		-		-		-		-
503041 Temp Help		-		-		-		-
503161 Custodial Services		-		-		-		-
503162 Uniforms/Laundry		-		-		-		-
503171 Security Services		-		-		-		-
503221 Classified/Legal Ads		-		-		-		-
503222 Legal Ads		-		-		-		-
503225 Graphic Services		-		-		-		-
503351 Repair - Bldg & Impr		-		-		-		-
503352 Repair - Equipment		-		-		-		-
503353 Repair - Rev Vehicle		-		-		-		-
503354 Repair - Non Rev Vehicle		-		-		-		-
503363 Haz Mat Disposal		-		-		-		-
Totals	\$	-	\$ 585,000	100.0%	\$ 585,000	100.0%	\$ 585,000	0.0%
MOBILE MATERIALS & SUPPLIES								
504011 Fuels & Lubricants - Non Rev Veh	\$	-	\$	-	\$	-	\$	-
504012 Fuels & Lubricants - Rev Veh		-		-		-		-
Hydrogen fuel		-		-		-		-
504021 Tires & Tubes		-		-		-		-
504161 Other Mobile Supplies		-		-		-		-
504191 Rev Vehicle Parts		-		-		-		-
Totals	\$	-	\$	0.0%	\$	0.0%	\$	0.0%

Attachment C

7C.25

SANTA CRUZ METROPOLITAN TRANSIT DISTRICT FY24 & FY25 OPERATING BUDGET

Marketing - 1325

ACCOUNT	June-22	June-23	June-23		June-23	
	BUDGET FY23	BUDGET FY24	Increase/(Decrease) \$ VAR	% VAR	PLAN FY25	Increase/(Decrease) \$ VAR
OTHER MATERIALS & SUPPLIES						
504205 Freight Out	\$ -	\$ -	\$ -	0.0%	-	\$ -
504211 Postage & Mailing	-	24,000	24,000	100.0%	24,000	-
504214 Promotional Items	-	61,000	61,000	100.0%	61,000	-
504215 Printing	-	346,800	346,800	100.0%	209,800	(137,000)
504217 Photo Supp/Process	-	-	-	0.0%	-	-
504311 Office Supplies	-	5,000	5,000	100.0%	5,250	250
504315 Safety Supplies	-	-	-	0.0%	-	-
504316 COVID-19	-	-	-	0.0%	-	-
504317 Cleaning Supplies	-	-	-	0.0%	-	-
504409 Repair/Maint Supplies	-	-	-	0.0%	-	-
504417 Tenant Repairs	-	-	-	0.0%	-	-
504421 Non-Inventory Parts	-	-	-	0.0%	-	-
504511 Small Tools	-	-	-	0.0%	-	-
504515 Employee Tool Replacement	-	-	-	0.0%	-	-
Totals	\$ -	\$ 436,800	\$ 436,800	100.0%	\$ 300,050	\$ (136,750)
UTILITIES						
505010 Propulsion Power	\$ -	\$ -	\$ -	0.0%	-	\$ -
505011 Gas & Electric	-	-	-	0.0%	-	-
505021 Water & Garbage	-	-	-	0.0%	-	-
505031 Telecommunications	-	1,000	1,000	100.0%	1,000	-
Totals	\$ -	\$ 1,000	\$ 1,000	100.0%	\$ 1,000	\$ -
CASUALTY & LIABILITY						
506011 Insurance - Property	\$ -	\$ -	\$ -	0.0%	-	\$ -
506015 Insurance - PL/PD	-	-	-	0.0%	-	-
506021 Insurance - Other	-	-	-	0.0%	-	-
506123 Settlement Costs	-	-	-	0.0%	-	-
506127 Repairs - District Prop	-	-	-	0.0%	-	-
Totals	\$ -	\$ -	\$ -	0.0%	\$ -	\$ -

Attachment C

7C.26

SANTA CRUZ METROPOLITAN TRANSIT DISTRICT FY24 & FY25 OPERATING BUDGET

Marketing - 1325

ACCOUNT	June-22		June-23		June-23		Increase/(Decrease) \$ VAR	% VAR	June-23 PLAN FY25	Increase/(Decrease) \$ VAR	% VAR
	BUDGET FY23	BUDGET FY24	BUDGET FY24	BUDGET FY24	PLAN FY25						
TAXES											
507051 Fuel Tax	\$ -	\$ -	\$ -	\$ -	\$ -	\$ -	0.0%	-	\$ -	0.0%	0.0%
507201 Licenses & Permits	-	-	-	-	-	-	0.0%	-	-	0.0%	0.0%
507999 Other Taxes	-	-	-	-	-	-	0.0%	-	-	0.0%	0.0%
Totals	\$ -	\$ -	\$ -	\$ -	\$ -	\$ -	0.0%	-	\$ -	0.0%	0.0%
MISC EXPENSE											
509011 Dues/Subscriptions	\$ -	\$ -	\$ -	\$ -	\$ -	\$ -	0.0%	-	\$ -	0.0%	0.0%
509081 Advertising - District Promo	-	245,000	245,000	245,000	245,000	245,000	100.0%	245,000	-	0.0%	0.0%
509101 Employee Incentive Program	-	-	-	-	-	-	0.0%	-	-	0.0%	0.0%
509121 Employee Training	-	12,000	12,000	12,000	13,200	1,200	10.0%	13,200	1,200	10.0%	10.0%
509122 BOD Travel	-	-	-	-	-	-	0.0%	-	-	0.0%	0.0%
509123 Travel	-	10,000	10,000	10,000	10,100	100	1.0%	10,100	100	1.0%	1.0%
509125 Local Meeting Expense	-	800	800	800	840	40	5.0%	840	40	5.0%	5.0%
509127 Board Director Fees	-	-	-	-	-	-	0.0%	-	-	0.0%	0.0%
509150 Contributions	-	-	-	-	-	-	0.0%	-	-	0.0%	0.0%
509198 Cash Over/Short	-	-	-	-	-	-	0.0%	-	-	0.0%	0.0%
509999 Other Misc Expense	-	-	-	-	-	-	0.0%	-	-	0.0%	0.0%
Totals	\$ -	\$ 267,800	\$ 267,800	\$ 267,800	\$ 269,140	\$ 1,340	0.5%	269,140	\$ 1,340	0.5%	0.5%
INTEREST EXPENSE & DEBT SERVICE											
511102 Interest Expense - Loan	\$ -	\$ -	\$ -	\$ -	\$ -	\$ -	0.0%	-	\$ -	0.0%	0.0%
511103 Interest Expense - POB	-	-	-	-	-	-	0.0%	-	-	0.0%	0.0%
524000 Principal - POB	-	-	-	-	-	-	0.0%	-	-	0.0%	0.0%
Totals	\$ -	\$ -	\$ -	\$ -	\$ -	\$ -	0.0%	-	\$ -	0.0%	0.0%
LEASES & RENTALS											
512011 Facility Lease	\$ -	\$ -	\$ -	\$ -	\$ -	\$ -	0.0%	-	\$ -	0.0%	0.0%
512061 Equipment Rental	-	-	-	-	-	-	0.0%	-	-	0.0%	0.0%
Totals	\$ -	\$ -	\$ -	\$ -	\$ -	\$ -	0.0%	-	\$ -	0.0%	0.0%
PERSONNEL TOTAL	\$ -	\$ 284,233	\$ 284,233	\$ 284,233	\$ 298,415	\$ 14,182	5.0%	298,415	\$ 14,182	5.0%	5.0%
NON-PERSONNEL TOTAL	\$ -	\$ 1,290,600	\$ 1,290,600	\$ 1,290,600	\$ 1,155,190	\$ (135,410)	(10.5%)	1,155,190	\$ (135,410)	(10.5%)	(10.5%)
TOTAL OPERATING EXPENSES	\$ -	\$ 1,574,833	\$ 1,574,833	\$ 1,574,833	\$ 1,453,605	\$ (121,228)	(7.7%)	1,453,605	\$ (121,228)	(7.7%)	(7.7%)

7C.27

Attachment C

SANTA CRUZ METROPOLITAN TRANSIT DISTRICT FY24 & FY25 OPERATING BUDGET

HR - 1400

ACCOUNT	June-22	June-23	June-23		Increase/(Decrease)		June-23	Increase/(Decrease)		
	BUDGET FY23	BUDGET FY24	\$ VAR	% VAR	\$ VAR	% VAR		PLAN FY25	\$ VAR	% VAR
LABOR										
501011 Bus Operator Pay	\$ -	\$ -	\$ -	0.0%	\$ -	0.0%	-	\$ -	-	0.0%
501013 Bus Operator OT	-	-	-	0.0%	-	0.0%	-	-	-	0.0%
501021 Other Salaries	511,627	583,711	72,084	14.1%	72,084	14.1%	596,872	13,161	2.3%	
501023 Other OT	5,336	1,000	(4,336)	(81.3%)	(4,336)	(81.3%)	1,000	-	0.0%	
Totals	\$ 516,963	\$ 584,711	\$ 67,748	13.1%	\$ 67,748	13.1%	\$ 597,872	\$ 13,161	2.3%	
FRINGE BENEFITS										
502011 Medicare/Soc. Sec.	\$ 8,988	\$ 10,291	\$ 1,303	14.5%	\$ 1,303	14.5%	\$ 10,639	\$ 348	3.4%	
502021 Retirement	58,230	75,314	17,084	29.3%	17,084	29.3%	77,147	1,833	2.4%	
502022 Retirement UAL	28,335	-	(28,335)	(100.0%)	(28,335)	(100.0%)	-	-	0.0%	
502031 Medical Ins	146,845	151,518	4,673	3.2%	4,673	3.2%	162,451	10,933	7.2%	
502041 Dental Ins	8,244	10,267	2,023	24.5%	2,023	24.5%	10,458	191	1.9%	
502045 Vision Ins	1,656	1,932	276	16.7%	276	16.7%	1,932	-	0.0%	
502051 Life Ins/AD&D	910	1,027	117	12.9%	117	12.9%	1,059	32	3.1%	
502060 State Disability Ins (SDI)	6,349	6,092	(257)	(4.0%)	(257)	(4.0%)	6,532	440	7.2%	
502061 Long Term Disability Ins	3,744	4,338	594	15.9%	594	15.9%	4,338	-	0.0%	
502071 State Unemployment Ins (SUI)	852	735	(117)	(13.7%)	(117)	(13.7%)	784	49	6.7%	
502081 Worker's Comp Ins	20,774	22,175	1,401	6.7%	1,401	6.7%	22,840	665	3.0%	
502101 Holiday Pay	18,564	21,204	2,640	14.2%	2,640	14.2%	22,107	903	4.3%	
502103 Floating Holiday	12,232	12,842	610	5.0%	610	5.0%	13,485	643	5.0%	
502109 Sick Leave	27,845	31,807	3,962	14.2%	3,962	14.2%	33,162	1,355	4.3%	
502111 Annual Leave	47,417	54,260	6,843	14.4%	6,843	14.4%	61,903	7,643	14.1%	
502121 Other Paid Absence	4,351	4,971	620	14.2%	620	14.2%	5,181	210	4.2%	
502251 Phys. Exams	-	-	-	0.0%	-	0.0%	-	-	0.0%	
502253 Driver Lic Renewal	-	-	-	0.0%	-	0.0%	-	-	0.0%	
502999 Other Fringe Benefits	4,074	8,103	4,029	98.9%	4,029	98.9%	8,110	7	0.1%	
Totals	\$ 399,410	\$ 416,876	\$ 17,466	4.4%	\$ 17,466	4.4%	\$ 442,128	\$ 25,252	6.1%	

Attachment C

**SANTA CRUZ METROPOLITAN TRANSIT DISTRICT
FY24 & FY25 OPERATING BUDGET**

HR - 1400

ACCOUNT	June-22	June-23	June-23		June-23		Increase/(Decrease) \$ VAR	% VAR	Increase/(Decrease) \$ VAR	% VAR
	BUDGET FY23	BUDGET FY24	BUDGET FY24	PLAN FY25	BUDGET FY25	PLAN FY25				
SERVICES										
503011 Accting/Audit Fees	\$ -	\$ -	\$ -	\$ -	\$ -	\$ -	0.0%	\$ -	0.0%	
503012 Admin/Bank Fees	-	-	-	-	-	-	0.0%	-	0.0%	
503031 Prof/Technical Fees	92,647	224,576	131,929	228,805	142.4%	4,229	1.9%	4,229	1.9%	
503032 Legislative Services	-	-	-	-	0.0%	-	0.0%	-	0.0%	
503033 Legal Services	-	-	-	-	0.0%	-	0.0%	-	0.0%	
503034 Pre-Employment Exams	9,179	10,219	1,040	10,710	11.3%	491	4.8%	491	4.8%	
503041 Temp Help	-	-	-	-	0.0%	-	0.0%	-	0.0%	
503161 Custodial Services	-	-	-	-	0.0%	-	0.0%	-	0.0%	
503162 Uniforms/Laundry	-	-	-	-	0.0%	-	0.0%	-	0.0%	
503171 Security Services	-	-	-	-	0.0%	-	0.0%	-	0.0%	
503221 Classified/Legal Ads	17,926	31,166	13,240	31,324	73.9%	158	0.5%	158	0.5%	
503222 Legal Ads	-	-	-	-	0.0%	-	0.0%	-	0.0%	
503225 Graphic Services	-	-	-	-	0.0%	-	0.0%	-	0.0%	
503351 Repair - Bldg & Impr	-	-	-	-	0.0%	-	0.0%	-	0.0%	
503352 Repair - Equipment	-	-	-	-	0.0%	-	0.0%	-	0.0%	
503353 Repair - Rev Vehicle	-	-	-	-	0.0%	-	0.0%	-	0.0%	
503354 Repair - Non Rev Vehicle	-	-	-	-	0.0%	-	0.0%	-	0.0%	
503363 Haz Mat Disposal	-	-	-	-	0.0%	-	0.0%	-	0.0%	
Totals \$	119,752	265,961	146,209	270,839	122.1%	4,878	1.8%	4,878	1.8%	
MOBILE MATERIALS & SUPPLIES										
504011 Fuels & Lubricants - Non Rev Veh	\$ -	\$ -	\$ -	\$ -	0.0%	\$ -	0.0%	\$ -	0.0%	
504012 Fuels & Lubricants - Rev Veh	-	-	-	-	0.0%	-	0.0%	-	0.0%	
Hydro										
Hydrogen fuel	-	-	-	-	0.0%	-	0.0%	-	0.0%	
504021 Tires & Tubes	-	-	-	-	0.0%	-	0.0%	-	0.0%	
504161 Other Mobile Supplies	-	-	-	-	0.0%	-	0.0%	-	0.0%	
504191 Rev Vehicle Parts	-	-	-	-	0.0%	-	0.0%	-	0.0%	
Totals \$	-	-	-	-	0.0%	-	0.0%	-	0.0%	

7C.29

SANTA CRUZ METROPOLITAN TRANSIT DISTRICT FY24 & FY25 OPERATING BUDGET

HR - 1400

ACCOUNT	June-22	June-23	June-23		June-23		Increase/(Decrease) \$ VAR	% VAR	Increase/(Decrease) \$ VAR	% VAR
	BUDGET FY23	BUDGET FY24	BUDGET FY24	PLAN FY25	BUDGET FY25	PLAN FY25				
OTHER MATERIALS & SUPPLIES										
504205 Freight Out	\$ -	\$ -	\$ -	\$ -	\$ -	\$ -	0.0%	-	0.0%	-
504211 Postage & Mailing	-	-	-	-	-	-	0.0%	-	0.0%	-
504214 Promotional Items	-	-	-	-	-	-	0.0%	-	0.0%	-
504215 Printing	1,030	2,055	1,025	1,108	1,025	99.5%	(947)	(46.1%)	(947)	(46.1%)
504217 Photo Supp/Process	-	-	-	-	-	0.0%	-	0.0%	-	0.0%
504311 Office Supplies	-	-	-	-	-	0.0%	-	0.0%	-	0.0%
504315 Safety Supplies	-	-	-	-	-	0.0%	-	0.0%	-	0.0%
504316 COVID-19	-	-	-	-	-	0.0%	-	0.0%	-	0.0%
504317 Cleaning Supplies	-	-	-	-	-	0.0%	-	0.0%	-	0.0%
504409 Repair/Maint Supplies	-	-	-	-	-	0.0%	-	0.0%	-	0.0%
504417 Tenant Repairs	-	-	-	-	-	0.0%	-	0.0%	-	0.0%
504421 Non-Inventory Parts	-	-	-	-	-	0.0%	-	0.0%	-	0.0%
504511 Small Tools	-	-	-	-	-	0.0%	-	0.0%	-	0.0%
504515 Employee Tool Replacement	-	-	-	-	-	0.0%	-	0.0%	-	0.0%
Totals \$	1,030	2,055	1,025	1,108	1,025	99.5%	(947)	(46.1%)	(947)	(46.1%)
UTILITIES										
505010 Propulsion Power	\$ -	\$ -	\$ -	\$ -	\$ -	0.0%	-	0.0%	-	0.0%
505011 Gas & Electric	-	-	-	-	-	0.0%	-	0.0%	-	0.0%
505021 Water & Garbage	-	-	-	-	-	0.0%	-	0.0%	-	0.0%
505031 Telecommunications	-	-	-	-	-	0.0%	-	0.0%	-	0.0%
Totals \$	-	-	-	-	-	0.0%	-	0.0%	-	0.0%
CASUALTY & LIABILITY										
506011 Insurance - Property	\$ -	\$ -	\$ -	\$ -	\$ -	0.0%	-	0.0%	-	0.0%
506015 Insurance - PL/PD	-	-	-	-	-	0.0%	-	0.0%	-	0.0%
506021 Insurance - Other	-	-	-	-	-	0.0%	-	0.0%	-	0.0%
506123 Settlement Costs	-	-	-	-	-	0.0%	-	0.0%	-	0.0%
506127 Repairs - District Prop	-	-	-	-	-	0.0%	-	0.0%	-	0.0%
Totals \$	-	-	-	-	-	0.0%	-	0.0%	-	0.0%

7C.30

SANTA CRUZ METROPOLITAN TRANSIT DISTRICT FY24 & FY25 OPERATING BUDGET

HR - 1400

ACCOUNT	June-22	June-23	June-23		June-23		Increase/(Decrease) \$ VAR	% VAR	Increase/(Decrease) \$ VAR	% VAR
	BUDGET FY23	BUDGET FY24	BUDGET FY24	BUDGET FY25	PLAN FY25	PLAN FY25				
TAXES										
507051 Fuel Tax	\$ -	\$ -	\$ -	\$ -	\$ -	\$ -	0.0%	\$ -	0.0%	
507201 Licenses & Permits	-	-	-	-	-	-	0.0%	-	0.0%	
507999 Other Taxes	-	-	-	-	-	-	0.0%	-	0.0%	
Totals	\$ -	\$ -	\$ -	\$ -	\$ -	\$ -	0.0%	\$ -	0.0%	0.0%
MISC EXPENSE										
509011 Dues/Subscriptions	\$ 3,770	\$ 3,862	\$ 3,862	\$ 4,055	\$ 4,055	\$ 193	2.4%	\$ 193	5.0%	
509081 Advertising - District Promo	-	-	-	-	-	-	0.0%	-	0.0%	
509101 Employee Incentive Program	3,000	5,500	5,500	5,650	5,650	150	83.3%	150	2.7%	
509121 Employee Training	23,110	25,693	25,693	24,881	24,881	(812)	11.2%	(812)	(3.2%)	
509122 BOD Travel	-	-	-	-	-	-	0.0%	-	0.0%	
509123 Travel	5,000	11,387	11,387	11,387	11,387	-	127.7%	-	0.0%	
509125 Local Meeting Expense	1,780	1,805	1,805	1,895	1,895	90	1.4%	90	5.0%	
509127 Board Director Fees	-	-	-	-	-	-	0.0%	-	0.0%	
509150 Contributions	-	-	-	-	-	-	0.0%	-	0.0%	
509198 Cash Over/Short	-	-	-	-	-	-	0.0%	-	0.0%	
509999 Other Misc Expense	-	-	-	-	-	-	0.0%	-	0.0%	
Totals	\$ 36,660	\$ 48,247	\$ 48,247	\$ 47,868	\$ 47,868	\$ (379)	31.6%	\$ (379)	(0.8%)	
INTEREST EXPENSE & DEBT SERVICE										
511102 Interest Expense - Loan	\$ -	\$ -	\$ -	\$ -	\$ -	\$ -	0.0%	\$ -	0.0%	
511103 Interest Expense - POB	-	-	-	-	-	-	0.0%	-	0.0%	
524000 Principal - POB	-	-	-	-	-	-	0.0%	-	0.0%	
Totals	\$ -	\$ -	\$ -	\$ -	\$ -	\$ -	0.0%	\$ -	0.0%	0.0%
LEASES & RENTALS										
512011 Facility Lease	\$ -	\$ -	\$ -	\$ -	\$ -	\$ -	0.0%	\$ -	0.0%	
512061 Equipment Rental	-	-	-	-	-	-	0.0%	-	0.0%	
Totals	\$ -	\$ -	\$ -	\$ -	\$ -	\$ -	0.0%	\$ -	0.0%	0.0%
PERSONNEL TOTAL										
NON-PERSONNEL TOTAL										
TOTAL OPERATING EXPENSES	\$ 1,073,815	\$ 1,317,850	\$ 1,317,850	\$ 1,359,815	\$ 1,359,815	\$ 41,965	22.7%	\$ 41,965	3.2%	

Attachment C

7C.31

**SANTA CRUZ METROPOLITAN TRANSIT DISTRICT
FY24 & FY25 OPERATING BUDGET**

IT - 1500

ACCOUNT	June-22	June-23	June-23		Increase/(Decrease) \$ VAR	% VAR	Increase/(Decrease) \$ VAR	% VAR
	BUDGET FY23	BUDGET FY24	PLAN FY25	PLAN FY25				
LABOR								
501011 Bus Operator Pay	\$ -	\$ -	\$ -	\$ -	\$ -	0.0%	\$ -	0.0%
501013 Bus Operator OT	-	-	-	-	-	0.0%	-	0.0%
501021 Other Salaries	612,906	607,711	(5,195)	618,645	10,934	(0.8%)	10,934	1.8%
501023 Other OT	1,001	1,000	(1)	1,001	1	(0.1%)	1	0.1%
Totals	\$ 613,907	\$ 608,711	\$ (5,196)	\$ 619,646	\$ 10,935	(0.8%)	\$ 10,935	1.8%
FRINGE BENEFITS								
502011 Medicare/Soc. Sec.	\$ 10,944	\$ 10,929	(15)	\$ 11,120	\$ 191	(0.1%)	\$ 191	1.7%
502021 Retirement	73,201	82,805	9,604	82,714	(91)	13.1%	(91)	(0.1%)
502022 Retirement UAL	35,621	-	(35,621)	-	-	(100.0%)	-	0.0%
502031 Medical Ins	143,474	157,131	13,657	168,463	11,332	9.5%	11,332	7.2%
502041 Dental Ins	6,756	6,924	168	7,056	132	2.5%	132	1.9%
502045 Vision Ins	1,656	1,656	-	1,656	-	0.0%	-	0.0%
502051 Life Ins/AD&D	1,005	1,014	9	1,044	30	0.9%	30	3.0%
502060 State Disability Ins (SDI)	7,079	6,176	(903)	6,590	414	(12.8%)	414	6.7%
502061 Long Term Disability Ins	4,086	4,338	252	4,338	-	6.2%	-	0.0%
502071 State Unemployment Ins (SUI)	852	630	(222)	672	42	(26.1%)	42	6.7%
502081 Worker's Comp Ins	20,774	19,007	(1,767)	19,577	570	(8.5%)	570	3.0%
502101 Holiday Pay	22,645	22,593	(52)	22,990	397	(0.2%)	397	1.8%
502103 Floating Holiday	19,625	20,315	690	20,570	255	3.5%	255	1.3%
502109 Sick Leave	33,965	33,891	(74)	34,485	594	(0.2%)	594	1.8%
502111 Annual Leave	66,927	62,964	(3,963)	63,800	836	(5.9%)	836	1.3%
502121 Other Paid Absence	5,306	5,295	(11)	5,387	92	(0.2%)	92	1.7%
502251 Phys. Exams	-	-	-	-	-	0.0%	-	0.0%
502253 Driver Lic Renewal	-	-	-	-	-	0.0%	-	0.0%
502999 Other Fringe Benefits	6,024	6,024	-	6,030	6	0.0%	6	0.1%
Totals	\$ 459,940	\$ 441,692	\$ (18,248)	\$ 456,492	\$ 14,800	(4.0%)	\$ 14,800	3.4%

Attachment C

**SANTA CRUZ METROPOLITAN TRANSIT DISTRICT
FY24 & FY25 OPERATING BUDGET**

IT - 1500

ACCOUNT	June-22	June-23	June-23		June-23		Increase/(Decrease) \$ VAR	% VAR	Increase/(Decrease) \$ VAR	% VAR
	BUDGET FY23	BUDGET FY24	BUDGET FY24	PLAN FY25	PLAN FY25	PLAN FY25				
SERVICES										
503011 Accting/Audit Fees	\$ -	\$ -	\$ -	\$ -	\$ -	\$ -	0.0%	\$ -	0.0%	
503012 Admin/Bank Fees	-	-	-	-	-	-	0.0%	-	0.0%	
503031 Prof/Technical Fees	6,000	31,000	25,000	6,000	6,000	(25,000)	416.7%	(25,000)	(80.6%)	
503032 Legislative Services	-	-	-	-	-	-	0.0%	-	0.0%	
503033 Legal Services	-	-	-	-	-	-	0.0%	-	0.0%	
503034 Pre-Employment Exams	-	-	-	-	-	-	0.0%	-	0.0%	
503041 Temp Help	-	-	-	-	-	-	0.0%	-	0.0%	
503161 Custodial Services	-	-	-	-	-	-	0.0%	-	0.0%	
503162 Uniforms/Laundry	-	-	-	-	-	-	0.0%	-	0.0%	
503171 Security Services	-	-	-	-	-	-	0.0%	-	0.0%	
503221 Classified/Legal Ads	-	-	-	-	-	-	0.0%	-	0.0%	
503222 Legal Ads	-	-	-	-	-	-	0.0%	-	0.0%	
503225 Graphic Services	-	-	-	-	-	-	0.0%	-	0.0%	
503351 Repair - Bldg & Impr	-	-	-	-	-	-	0.0%	-	0.0%	
503352 Repair - Equipment	481,000	929,000	448,000	962,388	962,388	33,388	93.1%	33,388	3.6%	
503353 Repair - Rev Vehicle	-	-	-	-	-	-	0.0%	-	0.0%	
503354 Repair - Non Rev Vehicle	-	-	-	-	-	-	0.0%	-	0.0%	
503363 Haz Mat Disposal	-	-	-	-	-	-	0.0%	-	0.0%	
Totals \$	487,000	960,000	473,000	968,388	968,388	8,388	97.1%	\$ 8,388	0.9%	
MOBILE MATERIALS & SUPPLIES										
504011 Fuels & Lubricants - Non Rev Veh	\$ -	\$ -	\$ -	\$ -	\$ -	\$ -	0.0%	\$ -	0.0%	
504012 Fuels & Lubricants - Rev Veh	-	-	-	-	-	-	0.0%	-	0.0%	
Hydro										
Hydrogen fuel	-	-	-	-	-	-	0.0%	-	0.0%	
504021 Tires & Tubes	-	-	-	-	-	-	0.0%	-	0.0%	
504161 Other Mobile Supplies	-	-	-	-	-	-	0.0%	-	0.0%	
504191 Rev Vehicle Parts	-	-	-	-	-	-	0.0%	-	0.0%	
Totals \$	\$ -	\$ -	\$ -	\$ -	\$ -	\$ -	0.0%	\$ -	0.0%	

Attachment C

7C.33

SANTA CRUZ METROPOLITAN TRANSIT DISTRICT FY24 & FY25 OPERATING BUDGET

IT - 1500

ACCOUNT	June-22	June-23	June-23	June-23		June-23		
	BUDGET FY23	BUDGET FY24	BUDGET FY24	PLAN FY25	Increase/(Decrease) \$ VAR	% VAR	Increase/(Decrease) \$ VAR	% VAR
OTHER MATERIALS & SUPPLIES								
504205 Freight Out	\$ -	\$ -	\$ -	-	\$ -	0.0%	\$ -	0.0%
504211 Postage & Mailing	-	-	-	-	-	0.0%	-	0.0%
504214 Promotional Items	-	-	-	-	-	0.0%	-	0.0%
504215 Printing	-	-	-	-	-	0.0%	-	0.0%
504217 Photo Supp/Process	-	-	-	-	-	0.0%	-	0.0%
504311 Office Supplies	30,700	30,500	(200)	30,500	(200)	(0.7%)	-	0.0%
504315 Safety Supplies	-	-	-	-	-	0.0%	-	0.0%
504316 COVID-19	-	-	-	-	-	0.0%	-	0.0%
504317 Cleaning Supplies	-	-	-	-	-	0.0%	-	0.0%
504409 Repair/Maint Supplies	-	-	-	-	-	0.0%	-	0.0%
504417 Tenant Repairs	-	-	-	-	-	0.0%	-	0.0%
504421 Non-Inventory Parts	-	-	-	-	-	0.0%	-	0.0%
504511 Small Tools	-	-	-	-	-	0.0%	-	0.0%
504515 Employee Tool Replacement	-	-	-	-	-	0.0%	-	0.0%
Totals \$	30,700 \$	30,500 \$	(200)	30,500 \$	(200)	(0.7%)	\$ -	0.0%
UTILITIES								
505010 Propulsion Power	\$ -	\$ -	\$ -	-	\$ -	0.0%	\$ -	0.0%
505011 Gas & Electric	-	-	-	-	-	0.0%	-	0.0%
505021 Water & Garbage	-	-	-	-	-	0.0%	-	0.0%
505031 Telecommunications	-	-	-	-	-	0.0%	-	0.0%
Totals \$	\$ -	\$ -	\$ -	\$ -	\$ -	0.0%	\$ -	0.0%
CASUALTY & LIABILITY								
506011 Insurance - Property	\$ -	\$ -	\$ -	-	\$ -	0.0%	\$ -	0.0%
506015 Insurance - PL/PD	-	-	-	-	-	0.0%	-	0.0%
506021 Insurance - Other	-	-	-	-	-	0.0%	-	0.0%
506123 Settlement Costs	-	-	-	-	-	0.0%	-	0.0%
506127 Repairs - District Prop	-	-	-	-	-	0.0%	-	0.0%
Totals \$	\$ -	\$ -	\$ -	\$ -	\$ -	0.0%	\$ -	0.0%

Attachment C

7C.34

SANTA CRUZ METROPOLITAN TRANSIT DISTRICT FY24 & FY25 OPERATING BUDGET

IT - 1500

ACCOUNT	June-22	June-23	June-23		Increase/(Decrease) \$ VAR	% VAR	Increase/(Decrease) \$ VAR	% VAR
	BUDGET FY23	BUDGET FY24	PLAN FY25	PLAN FY25				
TAXES								
507051 Fuel Tax	\$ -	\$ -	\$ -	\$ -	0.0%	0.0%	\$ -	0.0%
507201 Licenses & Permits	-	-	-	-	0.0%	0.0%	-	0.0%
507999 Other Taxes	-	-	-	-	0.0%	0.0%	-	0.0%
Totals	\$ -	\$ -	\$ -	\$ -	0.0%	0.0%	\$ -	0.0%
MISC EXPENSE								
509011 Dues/Subscriptions	\$ -	\$ -	\$ -	\$ -	0.0%	0.0%	\$ -	0.0%
509081 Advertising - District Promo	-	-	-	-	0.0%	0.0%	-	0.0%
509101 Employee Incentive Program	-	-	-	-	0.0%	0.0%	-	0.0%
509121 Employee Training	1,200	1,200	1,200	1,230	0.0%	2.5%	30	0.0%
509122 BOD Travel	-	-	-	-	0.0%	0.0%	-	0.0%
509123 Travel	2,200	2,200	2,200	2,200	0.0%	0.0%	-	0.0%
509125 Local Meeting Expense	-	-	-	-	0.0%	0.0%	-	0.0%
509127 Board Director Fees	-	-	-	-	0.0%	0.0%	-	0.0%
509150 Contributions	-	-	-	-	0.0%	0.0%	-	0.0%
509198 Cash Over/Short	-	-	-	-	0.0%	0.0%	-	0.0%
509999 Other Misc Expense	-	-	-	-	0.0%	0.0%	-	0.0%
Totals	\$ 3,400	\$ 3,400	\$ 3,400	\$ 3,430	0.0%	0.9%	\$ 30	0.9%
INTEREST EXPENSE & DEBT SERVICE								
511102 Interest Expense - Loan	\$ -	\$ -	\$ -	\$ -	0.0%	0.0%	\$ -	0.0%
511103 Interest Expense - POB	-	-	-	-	0.0%	0.0%	-	0.0%
524000 Principal - POB	-	-	-	-	0.0%	0.0%	-	0.0%
Totals	\$ -	\$ -	\$ -	\$ -	0.0%	0.0%	\$ -	0.0%
LEASES & RENTALS								
512011 Facility Lease	\$ -	\$ -	\$ -	\$ -	0.0%	0.0%	\$ -	0.0%
512061 Equipment Rental	-	-	-	-	0.0%	0.0%	-	0.0%
Totals	\$ -	\$ -	\$ -	\$ -	0.0%	0.0%	\$ -	0.0%
PERSONNEL TOTAL								
	\$ 1,073,847	\$ 1,050,403	\$ (23,444)	\$ 1,076,138	(2.2%)	2.5%	\$ 25,735	2.5%
NON-PERSONNEL TOTAL								
	\$ 521,100	\$ 993,900	\$ 472,800	\$ 1,002,318	90.7%	0.8%	\$ 8,418	0.8%
TOTAL OPERATING EXPENSES	\$ 1,594,947	\$ 2,044,303	\$ 449,356	\$ 2,078,456	28.2%	1.7%	\$ 34,153	1.7%

7C.35

SANTA CRUZ METROPOLITAN TRANSIT DISTRICT FY24 & FY25 OPERATING BUDGET

Planning Grants - 1600

ACCOUNT	June-22		June-23		June-23		Increase/(Decrease)		Increase/(Decrease)	
	BUDGET	BUDGET	BUDGET	BUDGET	\$ VAR	% VAR	\$ VAR	% VAR	\$ VAR	% VAR
	FY23	FY24	FY24	FY25						
LABOR										
501011 Bus Operator Pay	\$ -	\$ -	\$ -	\$ -	\$ -	0.0%	\$ -	-	\$ -	0.0%
501013 Bus Operator OT	-	-	-	-	-	0.0%	-	-	-	0.0%
501021 Other Salaries	472,166	542,798	542,798	549,096	70,632	15.0%	6,298	6,298	6,298	1.2%
501023 Other OT	12,001	20,000	20,000	12,853	7,999	66.7%	(7,147)	(7,147)	(7,147)	(35.7%)
Totals	\$ 484,167	\$ 562,798	\$ 562,798	\$ 561,949	\$ 78,631	16.2%	\$ (849)	(849)	\$ (849)	(0.2%)
FRINGE BENEFITS										
502011 Medicare/Soc. Sec.	\$ 8,386	\$ 9,882	\$ 9,882	\$ 9,957	\$ 1,496	17.8%	\$ 75	75	\$ 75	0.8%
502021 Retirement	55,001	72,574	72,574	72,647	17,573	32.0%	73	73	73	0.1%
502022 Retirement UAL	26,765	-	-	-	(26,765)	(100.0%)	-	-	-	0.0%
502031 Medical Ins	127,291	166,367	166,367	178,364	39,076	30.7%	11,997	11,997	11,997	7.2%
502041 Dental Ins	6,926	8,919	8,919	9,090	1,993	28.8%	171	171	171	1.9%
502045 Vision Ins	1,380	1,656	1,656	1,656	276	20.0%	-	-	-	0.0%
502051 Life Ins/AD&D	696	806	806	828	110	15.8%	22	22	22	2.7%
502060 State Disability Ins (SDI)	6,056	6,038	6,038	6,255	(18)	(0.3%)	217	217	217	3.6%
502061 Long Term Disability Ins	3,276	3,856	3,856	3,856	580	17.7%	-	-	-	0.0%
502071 State Unemployment Ins (SUI)	710	630	630	672	(80)	(11.3%)	42	42	42	6.7%
502081 Worker's Comp Ins	20,774	19,007	19,007	19,577	(1,767)	(8.5%)	570	570	570	3.0%
502101 Holiday Pay	17,033	19,952	19,952	20,322	2,919	17.1%	370	370	370	1.9%
502103 Floating Holiday	11,873	12,192	12,192	12,525	319	2.7%	333	333	333	2.7%
502109 Sick Leave	25,550	29,928	29,928	30,484	4,378	17.1%	556	556	556	1.9%
502111 Annual Leave	43,357	51,955	51,955	56,656	8,598	19.8%	4,701	4,701	4,701	9.0%
502121 Other Paid Absence	3,992	4,676	4,676	4,763	684	17.1%	87	87	87	1.9%
502251 Phys. Exams	-	-	-	-	-	0.0%	-	-	-	0.0%
502253 Driver Lic Renewal	-	-	-	-	-	0.0%	-	-	-	0.0%
502999 Other Fringe Benefits	4,045	4,074	4,074	4,080	29	0.7%	6	6	6	0.1%
Totals	\$ 363,111	\$ 412,512	\$ 412,512	\$ 431,732	\$ 49,401	13.6%	\$ 19,220	19,220	\$ 19,220	4.7%

Attachment C

**SANTA CRUZ METROPOLITAN TRANSIT DISTRICT
FY24 & FY25 OPERATING BUDGET**

Planning Grants - 1600

ACCOUNT	June-22	June-23	June-23		June-23	June-23	
	BUDGET FY23	BUDGET FY24	Increase/(Decrease) \$ VAR	% VAR	PLAN FY25	Increase/(Decrease) \$ VAR	% VAR
SERVICES							
503011 Accting/Audit Fees	\$ -	\$ -	\$ -	0.0%	\$ -	\$ -	0.0%
503012 Admin/Bank Fees	-	-	-	0.0%	-	-	0.0%
503031 Prof/Technical Fees	1,201,217	902,301	(298,916)	(24.9%)	812,817	(89,484)	(9.9%)
503032 Legislative Services	-	-	-	0.0%	-	-	0.0%
503033 Legal Services	-	-	-	0.0%	-	-	0.0%
503034 Pre-Employment Exams	-	-	-	0.0%	-	-	0.0%
503041 Temp Help	-	-	-	0.0%	-	-	0.0%
503161 Custodial Services	-	-	-	0.0%	-	-	0.0%
503162 Uniforms/Laundry	-	-	-	0.0%	-	-	0.0%
503171 Security Services	-	-	-	0.0%	-	-	0.0%
503221 Classified/Legal Ads	-	-	-	0.0%	-	-	0.0%
503222 Legal Ads	-	-	-	0.0%	-	-	0.0%
503225 Graphic Services	-	-	-	0.0%	-	-	0.0%
503351 Repair - Bldg & Impr	-	-	-	0.0%	-	-	0.0%
503352 Repair - Equipment	-	-	-	0.0%	-	-	0.0%
503353 Repair - Rev Vehicle	-	-	-	0.0%	-	-	0.0%
503354 Repair - Non Rev Vehicle	-	-	-	0.0%	-	-	0.0%
503363 Haz Mat Disposal	-	-	-	0.0%	-	-	0.0%
Totals \$	1,201,217 \$	902,301 \$	(298,916)	(24.9%)	812,817 \$	(89,484)	(9.9%)
MOBILE MATERIALS & SUPPLIES							
504011 Fuels & Lubricants - Non Rev Veh	\$ -	\$ -	\$ -	0.0%	\$ -	\$ -	0.0%
504012 Fuels & Lubricants - Rev Veh	-	-	-	0.0%	-	-	0.0%
Hydro							
Hydrogen fuel	-	-	-	0.0%	-	-	0.0%
504021 Tires & Tubes	-	-	-	0.0%	-	-	0.0%
504161 Other Mobile Supplies	-	-	-	0.0%	-	-	0.0%
504191 Rev Vehicle Parts	-	-	-	0.0%	-	-	0.0%
Totals \$	\$ -	\$ -	\$ -	0.0%	\$ -	\$ -	0.0%

7C.37

SANTA CRUZ METROPOLITAN TRANSIT DISTRICT FY24 & FY25 OPERATING BUDGET

Planning Grants - 1600

ACCOUNT	June-22	June-23	June-23		June-23		Increase/(Decrease) \$ VAR	% VAR	Increase/(Decrease) \$ VAR	% VAR
	BUDGET FY23	BUDGET FY24	BUDGET FY24	PLAN FY25	BUDGET FY24	PLAN FY25				
OTHER MATERIALS & SUPPLIES										
504205 Freight Out	\$ -	\$ -	\$ -	\$ -	0.0%	0.0%	\$ -	0.0%	\$ -	0.0%
504211 Postage & Mailing	-	-	-	-	0.0%	0.0%	-	0.0%	-	0.0%
504214 Promotional Items	-	-	-	-	0.0%	0.0%	-	0.0%	-	0.0%
504215 Printing	15,453	40,828	25,375	41,620	164.2%	164.2%	792	1.9%	792	1.9%
504217 Photo Supp/Process	-	-	-	-	0.0%	0.0%	-	0.0%	-	0.0%
504311 Office Supplies	-	-	-	-	0.0%	0.0%	-	0.0%	-	0.0%
504315 Safety Supplies	-	-	-	-	0.0%	0.0%	-	0.0%	-	0.0%
504316 COVID-19	-	-	-	-	0.0%	0.0%	-	0.0%	-	0.0%
504317 Cleaning Supplies	-	-	-	-	0.0%	0.0%	-	0.0%	-	0.0%
504409 Repair/Maint Supplies	-	-	-	-	0.0%	0.0%	-	0.0%	-	0.0%
504417 Tenant Repairs	-	-	-	-	0.0%	0.0%	-	0.0%	-	0.0%
504421 Non-Inventory Parts	-	-	-	-	0.0%	0.0%	-	0.0%	-	0.0%
504511 Small Tools	-	-	-	-	0.0%	0.0%	-	0.0%	-	0.0%
504515 Employee Tool Replacement	-	-	-	-	0.0%	0.0%	-	0.0%	-	0.0%
Totals \$	15,453 \$	40,828 \$	25,375 \$	41,620 \$	164.2%	164.2%	792 \$	1.9%	792 \$	1.9%
UTILITIES										
505010 Propulsion Power	\$ -	\$ -	\$ -	\$ -	0.0%	0.0%	\$ -	0.0%	\$ -	0.0%
505011 Gas & Electric	-	-	-	-	0.0%	0.0%	-	0.0%	-	0.0%
505021 Water & Garbage	-	-	-	-	0.0%	0.0%	-	0.0%	-	0.0%
505031 Telecommunications	-	-	-	-	0.0%	0.0%	-	0.0%	-	0.0%
Totals \$	\$ -	\$ -	\$ -	\$ -	0.0%	0.0%	\$ -	0.0%	\$ -	0.0%
CASUALTY & LIABILITY										
506011 Insurance - Property	\$ -	\$ -	\$ -	\$ -	0.0%	0.0%	\$ -	0.0%	\$ -	0.0%
506015 Insurance - PL/PD	-	-	-	-	0.0%	0.0%	-	0.0%	-	0.0%
506021 Insurance - Other	-	-	-	-	0.0%	0.0%	-	0.0%	-	0.0%
506123 Settlement Costs	-	-	-	-	0.0%	0.0%	-	0.0%	-	0.0%
506127 Repairs - District Prop	-	-	-	-	0.0%	0.0%	-	0.0%	-	0.0%
Totals \$	\$ -	\$ -	\$ -	\$ -	0.0%	0.0%	\$ -	0.0%	\$ -	0.0%

SANTA CRUZ METROPOLITAN TRANSIT DISTRICT FY24 & FY25 OPERATING BUDGET

Planning Grants - 1600

ACCOUNT	June-22	June-23	June-23		June-23		Increase/(Decrease) \$ VAR	% VAR	Increase/(Decrease) \$ VAR	% VAR
	BUDGET FY23	BUDGET FY24	BUDGET FY24	BUDGET FY25	Increase/(Decrease) \$ VAR	% VAR				
TAXES										
507051 Fuel Tax	\$ -	\$ -	\$ -	\$ -	\$ -	\$ -	0.0%	\$ -	0.0%	
507201 Licenses & Permits	-	-	-	-	-	-	0.0%	-	0.0%	
507999 Other Taxes	-	-	-	-	-	-	0.0%	-	0.0%	
Totals	\$ -	\$ -	\$ -	\$ -	\$ -	\$ -	0.0%	\$ -	0.0%	
MISC EXPENSE										
509011 Dues/Subscriptions	\$ -	\$ 800	\$ 800	\$ 840	\$ 840	\$ 40	100.0%	\$ 40	5.0%	
509081 Advertising - District Promo	-	-	-	-	-	-	0.0%	-	0.0%	
509101 Employee Incentive Program	-	-	-	-	-	-	0.0%	-	0.0%	
509121 Employee Training	3,799	6,008	2,209	6,310	6,310	302	58.1%	302	5.0%	
509122 BOD Travel	-	-	-	-	-	-	0.0%	-	0.0%	
509123 Travel	5,440	12,106	6,666	12,711	12,711	605	122.5%	605	5.0%	
509125 Local Meeting Expense	-	-	-	-	-	-	0.0%	-	0.0%	
509127 Board Director Fees	-	-	-	-	-	-	0.0%	-	0.0%	
509150 Contributions	-	-	-	-	-	-	0.0%	-	0.0%	
509198 Cash Over/Short	-	-	-	-	-	-	0.0%	-	0.0%	
509999 Other Misc Expense	-	-	-	-	-	-	0.0%	-	0.0%	
Totals	\$ 9,239	\$ 18,914	\$ 9,675	\$ 19,861	\$ 19,861	\$ 947	104.7%	\$ 947	5.0%	
INTEREST EXPENSE & DEBT SERVICE										
511102 Interest Expense - Loan	\$ -	\$ -	\$ -	\$ -	\$ -	\$ -	0.0%	\$ -	0.0%	
511103 Interest Expense - POB	-	-	-	-	-	-	0.0%	-	0.0%	
524000 Principal - POB	-	-	-	-	-	-	0.0%	-	0.0%	
Totals	\$ -	\$ -	\$ -	\$ -	\$ -	\$ -	0.0%	\$ -	0.0%	
LEASES & RENTALS										
512011 Facility Lease	\$ -	\$ -	\$ -	\$ -	\$ -	\$ -	0.0%	\$ -	0.0%	
512061 Equipment Rental	-	-	-	-	-	-	0.0%	-	0.0%	
Totals	\$ -	\$ -	\$ -	\$ -	\$ -	\$ -	0.0%	\$ -	0.0%	
PERSONNEL TOTAL	\$ 847,278	\$ 975,310	\$ 128,032	\$ 993,681	\$ 993,681	\$ 18,371	15.1%	\$ 18,371	1.9%	
NON-PERSONNEL TOTAL	\$ 1,225,909	\$ 962,043	\$ (263,866)	\$ 874,298	\$ 874,298	\$ (87,745)	(21.5%)	\$ (87,745)	(9.1%)	
TOTAL OPERATING EXPENSES	\$ 2,073,187	\$ 1,937,353	\$ (135,834)	\$ 1,867,979	\$ 1,867,979	\$ (69,374)	(6.6%)	\$ (69,374)	(3.6%)	

Attachment C

7C.39

SANTA CRUZ METROPOLITAN TRANSIT DISTRICT FY24 & FY25 OPERATING BUDGET

Risk Mgmt - 1800

ACCOUNT	June-22		June-23		June-23		June-23	
	BUDGET	FY23	BUDGET	FY24	PLAN	FY25	Increase/(Decrease)	% VAR
	\$		\$		\$		\$ VAR	% VAR
LABOR								
501011 Bus Operator Pay	\$ -	\$ -	\$ -	\$ -	\$ -	\$ -	\$ -	0.0%
501013 Bus Operator OT	-	-	-	-	-	-	-	0.0%
501021 Other Salaries	190,881	190,881	193,210	193,210	198,854	198,854	5,644	2.9%
501023 Other OT	259	259	266	266	279	279	13	4.9%
Totals	\$ 191,140	\$ 191,140	\$ 193,476	\$ 193,476	\$ 199,133	\$ 199,133	\$ 5,657	2.9%
FRINGE BENEFITS								
502011 Medicare/Soc. Sec.	\$ 3,313	\$ 3,313	\$ 3,406	\$ 3,406	\$ 3,504	\$ 3,504	\$ 98	2.9%
502021 Retirement	22,166	22,166	25,813	25,813	26,071	26,071	258	1.0%
502022 Retirement UAL	10,786	10,786	-	(10,786)	-	-	-	0.0%
502031 Medical Ins	10,044	10,044	10,794	10,794	11,577	11,577	783	7.3%
502041 Dental Ins	2,348	2,348	2,405	2,405	2,448	2,448	43	1.8%
502045 Vision Ins	552	552	552	552	552	552	-	0.0%
502051 Life Ins/AD&D	336	336	338	338	348	348	10	3.0%
502060 State Disability Ins (SDI)	2,491	2,491	2,115	(376)	2,248	2,248	133	6.3%
502061 Long Term Disability Ins	1,404	1,404	1,446	42	1,446	1,446	-	0.0%
502071 State Unemployment Ins (SUI)	284	284	210	(74)	224	224	14	6.7%
502081 Worker's Comp Ins	5,935	5,935	6,336	401	6,526	6,526	190	3.0%
502101 Holiday Pay	6,877	6,877	7,067	190	7,267	7,267	200	2.8%
502103 Floating Holiday	5,224	5,224	5,485	261	5,760	5,760	275	5.0%
502109 Sick Leave	10,316	10,316	10,601	285	10,900	10,900	299	2.8%
502111 Annual Leave	16,381	16,381	16,642	261	16,917	16,917	275	1.7%
502121 Other Paid Absence	1,611	1,611	1,656	45	1,703	1,703	47	2.8%
502251 Phys. Exams	-	-	-	-	-	-	-	0.0%
502253 Driver Lic Renewal	-	-	-	-	-	-	-	0.0%
502999 Other Fringe Benefits	6,008	6,008	6,008	-	6,010	6,010	2	0.0%
Totals	\$ 106,076	\$ 106,076	\$ 100,874	\$ (5,202)	\$ 103,501	\$ 103,501	\$ 2,627	2.6%

Attachment C

SANTA CRUZ METROPOLITAN TRANSIT DISTRICT FY24 & FY25 OPERATING BUDGET

Risk Mgmt - 1800

ACCOUNT	June-22	June-23	June-23		June-23		Increase/(Decrease) \$ VAR	% VAR	Increase/(Decrease) \$ VAR	% VAR
	BUDGET FY23	BUDGET FY24	BUDGET FY24	PLAN FY25	BUDGET FY24	PLAN FY25				
SERVICES										
503011 Accting/Audit Fees	\$ -	\$ -	\$ -	\$ -	0.0%	\$ -	-	0.0%	\$ -	0.0%
503012 Admin/Bank Fees	-	-	-	-	0.0%	-	-	0.0%	-	0.0%
503031 Prof/Technical Fees	15,659	51,041	35,382	16,842	226.0%	(34,199)	16,842	(67.0%)	(34,199)	(67.0%)
503032 Legislative Services	-	-	-	-	0.0%	-	-	0.0%	-	0.0%
503033 Legal Services	-	-	-	-	0.0%	-	-	0.0%	-	0.0%
503034 Pre-Employment Exams	-	-	-	-	0.0%	-	-	0.0%	-	0.0%
503041 Temp Help	-	-	-	-	0.0%	-	-	0.0%	-	0.0%
503161 Custodial Services	-	-	-	-	0.0%	-	-	0.0%	-	0.0%
503162 Uniforms/Laundry	-	-	-	-	0.0%	-	-	0.0%	-	0.0%
503171 Security Services	-	-	-	-	0.0%	-	-	0.0%	-	0.0%
503221 Classified/Legal Ads	611,722	651,674	39,952	677,741	6.5%	26,067	677,741	4.0%	26,067	4.0%
503222 Legal Ads	-	-	-	-	0.0%	-	-	0.0%	-	0.0%
503225 Graphic Services	-	-	-	-	0.0%	-	-	0.0%	-	0.0%
503351 Repair - Bldg & Impr	-	-	-	-	0.0%	-	-	0.0%	-	0.0%
503352 Repair - Equipment	-	-	-	-	0.0%	-	-	0.0%	-	0.0%
503353 Repair - Rev Vehicle	-	-	-	-	0.0%	-	-	0.0%	-	0.0%
503354 Repair - Non Rev Vehicle	-	-	-	-	0.0%	-	-	0.0%	-	0.0%
503363 Haz Mat Disposal	-	-	-	-	0.0%	-	-	0.0%	-	0.0%
Totals	\$ 627,381	\$ 702,715	\$ 75,334	\$ 694,583	12.0%	\$ (8,132)	\$ 694,583	(1.2%)	\$ (8,132)	(1.2%)
MOBILE MATERIALS & SUPPLIES										
504011 Fuels & Lubricants - Non Rev Veh	\$ -	\$ -	\$ -	\$ -	0.0%	-	-	0.0%	\$ -	0.0%
504012 Fuels & Lubricants - Rev Veh	-	-	-	-	0.0%	-	-	0.0%	-	0.0%
Hydro	-	-	-	-	0.0%	-	-	0.0%	-	0.0%
504021 Tires & Tubes	-	-	-	-	0.0%	-	-	0.0%	-	0.0%
504161 Other Mobile Supplies	-	-	-	-	0.0%	-	-	0.0%	-	0.0%
504191 Rev Vehicle Parts	-	-	-	-	0.0%	-	-	0.0%	-	0.0%
Totals	\$ -	\$ -	\$ -	\$ -	0.0%	\$ -	\$ -	0.0%	\$ -	0.0%

7C.41

SANTA CRUZ METROPOLITAN TRANSIT DISTRICT FY24 & FY25 OPERATING BUDGET

Risk Mgmt - 1800

ACCOUNT	June-22	June-23	June-23		June-23		
	BUDGET FY23	BUDGET FY24	Increase/(Decrease) \$ VAR	% VAR	PLAN FY25	Increase/(Decrease) \$ VAR	% VAR
OTHER MATERIALS & SUPPLIES							
504205 Freight Out	\$ -	\$ -	\$ -	0.0%	-	\$ -	0.0%
504211 Postage & Mailing	-	-	-	0.0%	-	-	0.0%
504214 Promotional Items	-	-	-	0.0%	-	-	0.0%
504215 Printing	3,091	1,000	(2,091)	(67.6%)	2,000	1,000	100.0%
504217 Photo Supp/Process	-	-	-	0.0%	-	-	0.0%
504311 Office Supplies	-	-	-	0.0%	-	-	0.0%
504315 Safety Supplies	2,782	2,964	182	6.5%	3,083	119	4.0%
504316 COVID-19	-	-	-	0.0%	-	-	0.0%
504317 Cleaning Supplies	-	-	-	0.0%	-	-	0.0%
504409 Repair/Maint Supplies	-	-	-	0.0%	-	-	0.0%
504417 Tenant Repairs	-	-	-	0.0%	-	-	0.0%
504421 Non-Inventory Parts	-	-	-	0.0%	-	-	0.0%
504511 Small Tools	-	-	-	0.0%	-	-	0.0%
504515 Employee Tool Replacement	-	-	-	0.0%	-	-	0.0%
Totals \$	5,873	3,964	\$(1,909)	(32.5%)	5,083	\$ 1,119	28.2%
UTILITIES							
505010 Propulsion Power	\$ -	\$ -	\$ -	0.0%	-	\$ -	0.0%
505011 Gas & Electric	-	-	-	0.0%	-	-	0.0%
505021 Water & Garbage	-	-	-	0.0%	-	-	0.0%
505031 Telecommunications	-	3,400	3,400	100.0%	3,400	-	0.0%
Totals \$	-	3,400	\$ 3,400	100.0%	3,400	\$ -	0.0%
CASUALTY & LIABILITY							
506011 Insurance - Property	\$ -	\$ -	\$ -	0.0%	-	\$ -	0.0%
506015 Insurance - PL/PD	-	-	-	0.0%	-	-	0.0%
506021 Insurance - Other	-	-	-	0.0%	-	-	0.0%
506123 Settlement Costs	154,530	163,040	8,510	5.5%	167,931	4,891	3.0%
506127 Repairs - District Prop	-	-	-	0.0%	-	-	0.0%
Totals \$	154,530	163,040	\$ 8,510	5.5%	167,931	\$ 4,891	3.0%

SANTA CRUZ METROPOLITAN TRANSIT DISTRICT FY24 & FY25 OPERATING BUDGET

Risk Mgmt - 1800

ACCOUNT	June-22	June-23	June-23		Increase/(Decrease) \$ VAR	% VAR	June-23 PLAN FY25	Increase/(Decrease) \$ VAR	% VAR
	BUDGET FY23	BUDGET FY24	BUDGET FY24	PLAN FY25					
TAXES									
507051 Fuel Tax	\$ -	\$ -	\$ -	\$ -	\$ -	0.0%	-	\$ -	0.0%
507201 Licenses & Permits	-	-	-	-	-	0.0%	-	-	0.0%
507999 Other Taxes	-	-	-	-	-	0.0%	-	-	0.0%
Totals	\$ -	\$ -	\$ -	\$ -	\$ -	0.0%	-	\$ -	0.0%
MISC EXPENSE									
509011 Dues/Subscriptions	\$ 412	\$ 422	\$ 422	\$ 443	\$ 21	2.4%	443	\$ 21	5.0%
509081 Advertising - District Promo	-	-	-	-	-	0.0%	-	-	0.0%
509101 Employee Incentive Program	5,933	12,534	6,601	12,910	376	111.3%	12,910	376	3.0%
509121 Employee Training	3,091	3,166	75	3,324	158	2.4%	3,324	158	5.0%
509122 BOD Travel	-	-	-	-	-	0.0%	-	-	0.0%
509123 Travel	7,105	7,499	394	7,723	224	5.5%	7,723	224	3.0%
509125 Local Meeting Expense	-	300	300	300	-	100.0%	300	-	0.0%
509127 Board Director Fees	-	-	-	-	-	0.0%	-	-	0.0%
509150 Contributions	-	-	-	-	-	0.0%	-	-	0.0%
509198 Cash Over/Short	-	-	-	-	-	0.0%	-	-	0.0%
509999 Other Misc Expense	-	-	-	-	-	0.0%	-	-	0.0%
Totals	\$ 16,541	\$ 23,921	\$ 7,380	\$ 24,700	\$ 779	44.6%	24,700	\$ 779	3.3%
INTEREST EXPENSE & DEBT SERVICE									
511102 Interest Expense - Loan	\$ -	\$ -	\$ -	\$ -	\$ -	0.0%	-	\$ -	0.0%
511103 Interest Expense - POB	-	-	-	-	-	0.0%	-	-	0.0%
524000 Principal - POB	-	-	-	-	-	0.0%	-	-	0.0%
Totals	\$ -	\$ -	\$ -	\$ -	\$ -	0.0%	-	\$ -	0.0%
LEASES & RENTALS									
512011 Facility Lease	\$ -	\$ -	\$ -	\$ -	\$ -	0.0%	-	\$ -	0.0%
512061 Equipment Rental	-	-	-	-	-	0.0%	-	-	0.0%
Totals	\$ -	\$ -	\$ -	\$ -	\$ -	0.0%	-	\$ -	0.0%
PERSONNEL TOTAL									
	\$ 297,216	\$ 294,350	\$ (2,866)	\$ 302,634	\$ 8,284	(1.0%)	302,634	\$ 8,284	2.8%
NON-PERSONNEL TOTAL									
	\$ 804,325	\$ 897,040	\$ 92,715	\$ 895,697	\$ (1,343)	11.5%	895,697	\$ (1,343)	(0.1%)
TOTAL OPERATING EXPENSES	\$ 1,101,541	\$ 1,191,390	\$ 89,849	\$ 1,198,331	\$ 6,941	8.2%	1,198,331	\$ 6,941	0.6%

7C.43

SANTA CRUZ METROPOLITAN TRANSIT DISTRICT FY24 & FY25 OPERATING BUDGET

Purchasing - 1900

ACCOUNT	June-22	June-23	June-23		June-23		June-23	
	BUDGET FY23	BUDGET FY24	Increase/(Decrease) \$ VAR	% VAR	PLAN FY25	Increase/(Decrease) \$ VAR	% VAR	Increase/(Decrease) \$ VAR
LABOR								
501011 Bus Operator Pay	\$ -	\$ -	\$ -	0.0%	-	\$ -	0.0%	-
501013 Bus Operator OT	-	-	-	0.0%	-	-	0.0%	-
501021 Other Salaries	543,214	249,669	(293,545)	(54.0%)	262,146	12,477	5.0%	12,477
501023 Other OT	1,920	201	(1,719)	(89.5%)	211	10	5.0%	10
Totals	\$ 545,134	\$ 249,870	\$ (295,264)	(54.2%)	\$ 262,357	\$ 12,487	5.0%	\$ 12,487
FRINGE BENEFITS								
502011 Medicare/Soc. Sec.	\$ 9,524	\$ 4,436	\$ (5,088)	(53.4%)	4,658	\$ 222	5.0%	\$ 222
502021 Retirement	63,590	33,633	(29,957)	(47.1%)	34,671	1,038	3.1%	1,038
502022 Retirement UAL	30,945	-	(30,945)	(100.0%)	-	-	0.0%	-
502031 Medical Ins	182,501	106,742	(75,759)	(41.5%)	114,433	7,691	7.2%	7,691
502041 Dental Ins	9,678	4,519	(5,159)	(53.3%)	4,608	89	2.0%	89
502045 Vision Ins	2,484	1,104	(1,380)	(55.6%)	1,104	-	0.0%	-
502051 Life Ins/AD&D	1,080	572	(508)	(47.0%)	588	16	2.8%	16
502060 State Disability Ins (SDI)	7,159	2,754	(4,405)	(61.5%)	2,988	234	8.5%	234
502061 Long Term Disability Ins	4,473	2,275	(2,198)	(49.1%)	2,317	42	1.8%	42
502071 State Unemployment Ins (SUI)	1,278	420	(858)	(67.1%)	448	28	6.7%	28
502081 Worker's Comp Ins	32,644	12,671	(19,973)	(61.2%)	13,052	381	3.0%	381
502101 Holiday Pay	19,989	9,285	(10,704)	(53.5%)	9,750	465	5.0%	465
502103 Floating Holiday	4,368	4,367	(1)	(0.0%)	4,586	219	5.0%	219
502109 Sick Leave	29,985	13,928	(16,057)	(53.6%)	14,626	698	5.0%	698
502111 Annual Leave	61,693	26,331	(35,362)	(57.3%)	27,645	1,314	5.0%	1,314
502121 Other Paid Absence	4,685	2,176	(2,509)	(53.6%)	2,285	109	5.0%	109
502251 Phys. Exams	-	-	-	0.0%	-	-	0.0%	-
502253 Driver Lic Renewal	-	-	-	0.0%	-	-	0.0%	-
502999 Other Fringe Benefits	2,211	2,066	(145)	(6.6%)	2,070	4	0.2%	4
Totals	\$ 468,287	\$ 227,279	\$ (241,008)	(51.5%)	\$ 239,829	\$ 12,550	5.5%	\$ 12,550

Attachment C

**SANTA CRUZ METROPOLITAN TRANSIT DISTRICT
FY24 & FY25 OPERATING BUDGET**

Purchasing - 1900

ACCOUNT	June-22	June-23	June-23		June-23		Increase/(Decrease) \$ VAR	% VAR	Increase/(Decrease) \$ VAR	% VAR
	BUDGET FY23	BUDGET FY24	BUDGET FY24	PLAN FY25	PLAN FY25	PLAN FY25				
SERVICES										
503011 Accting/Audit Fees	\$ -	\$ -	\$ -	\$ -	0.0%	\$ -	0.0%	\$ -	0.0%	
503012 Admin/Bank Fees	-	-	-	-	0.0%	-	0.0%	-	0.0%	
503031 Prof/Technical Fees	-	-	-	-	0.0%	-	0.0%	-	0.0%	
503032 Legislative Services	-	-	-	-	0.0%	-	0.0%	-	0.0%	
503033 Legal Services	-	-	-	-	0.0%	-	0.0%	-	0.0%	
503034 Pre-Employment Exams	-	-	-	-	0.0%	-	0.0%	-	0.0%	
503041 Temp Help	-	-	-	-	0.0%	-	0.0%	-	0.0%	
503161 Custodial Services	-	-	-	-	0.0%	-	0.0%	-	0.0%	
503162 Uniforms/Laundry	2,100	-	(2,100)	-	(100.0%)	-	0.0%	-	0.0%	
503171 Security Services	-	-	-	-	0.0%	-	0.0%	-	0.0%	
503221 Classified/Legal Ads	1,236	1,266	30	1,329	2.4%	63	5.0%	63	5.0%	
503222 Legal Ads	-	-	-	-	0.0%	-	0.0%	-	0.0%	
503225 Graphic Services	-	-	-	-	0.0%	-	0.0%	-	0.0%	
503351 Repair - Bldg & Impr	-	-	-	-	0.0%	-	0.0%	-	0.0%	
503352 Repair - Equipment	-	-	-	-	0.0%	-	0.0%	-	0.0%	
503353 Repair - Rev Vehicle	-	-	-	-	0.0%	-	0.0%	-	0.0%	
503354 Repair - Non Rev Vehicle	-	-	-	-	0.0%	-	0.0%	-	0.0%	
503363 Haz Mat Disposal	-	-	-	-	0.0%	-	0.0%	-	0.0%	
Totals \$	3,336 \$	1,266 \$	(2,070)	1,329 \$	(62.1%)	63 \$	5.0%	63 \$	5.0%	
MOBILE MATERIALS & SUPPLIES										
504011 Fuels & Lubricants - Non Rev Veh	\$ -	\$ -	\$ -	\$ -	0.0%	\$ -	0.0%	\$ -	0.0%	
504012 Fuels & Lubricants - Rev Veh	-	-	-	-	0.0%	-	0.0%	-	0.0%	
Hydro										
Hydrogen fuel	-	-	-	-	0.0%	-	0.0%	-	0.0%	
504021 Tires & Tubes	-	-	-	-	0.0%	-	0.0%	-	0.0%	
504161 Other Mobile Supplies	-	-	-	-	0.0%	-	0.0%	-	0.0%	
504191 Rev Vehicle Parts	-	-	-	-	0.0%	-	0.0%	-	0.0%	
Totals \$	\$ -	\$ -	\$ -	\$ -	0.0%	\$ -	0.0%	\$ -	0.0%	

7C.45

SANTA CRUZ METROPOLITAN TRANSIT DISTRICT FY24 & FY25 OPERATING BUDGET

Purchasing - 1900

ACCOUNT	June-22		June-23		June-23		Increase/(Decrease) \$ VAR	% VAR	Increase/(Decrease) \$ VAR	% VAR
	BUDGET FY23	BUDGET FY24	BUDGET FY24	BUDGET FY25	PLAN FY25					
OTHER MATERIALS & SUPPLIES										
504205 Freight Out	\$ -	\$ -	\$ -	\$ -	-	-	\$ -	0.0%	\$ -	0.0%
504211 Postage & Mailing	103	-	-	-	-	-	(103)	(100.0%)	-	0.0%
504214 Promotional Items	-	-	-	-	-	-	-	0.0%	-	0.0%
504215 Printing	206	211	211	222	222	11	5	2.4%	11	5.2%
504217 Photo Supp/Process	-	-	-	-	-	-	-	0.0%	-	0.0%
504311 Office Supplies	1,545	1,265	1,265	1,329	1,329	64	(280)	(18.1%)	64	5.1%
504315 Safety Supplies	-	-	-	-	-	-	-	0.0%	-	0.0%
504316 COVID-19	-	-	-	-	-	-	-	0.0%	-	0.0%
504317 Cleaning Supplies	-	-	-	-	-	-	-	0.0%	-	0.0%
504409 Repair/Maint Supplies	-	-	-	-	-	-	-	0.0%	-	0.0%
504417 Tenant Repairs	-	-	-	-	-	-	-	0.0%	-	0.0%
504421 Non-Inventory Parts	-	-	-	-	-	-	-	0.0%	-	0.0%
504511 Small Tools	-	-	-	-	-	-	-	0.0%	-	0.0%
504515 Employee Tool Replacement	-	-	-	-	-	-	-	0.0%	-	0.0%
Totals \$	1,854	1,476	1,476	1,551	1,551	75	(378)	(20.4%)	\$	5.1%
UTILITIES										
505010 Propulsion Power	\$ -	\$ -	\$ -	\$ -	-	-	\$ -	0.0%	\$ -	0.0%
505011 Gas & Electric	-	-	-	-	-	-	-	0.0%	-	0.0%
505021 Water & Garbage	-	-	-	-	-	-	-	0.0%	-	0.0%
505031 Telecommunications	-	-	-	-	-	-	-	0.0%	-	0.0%
Totals \$	-	\$ -	\$ -	\$ -	-	-	\$ -	0.0%	\$ -	0.0%
CASUALTY & LIABILITY										
506011 Insurance - Property	\$ -	\$ -	\$ -	\$ -	-	-	\$ -	0.0%	\$ -	0.0%
506015 Insurance - PL/PD	-	-	-	-	-	-	-	0.0%	-	0.0%
506021 Insurance - Other	-	-	-	-	-	-	-	0.0%	-	0.0%
506123 Settlement Costs	-	-	-	-	-	-	-	0.0%	-	0.0%
506127 Repairs - District Prop	-	-	-	-	-	-	-	0.0%	-	0.0%
Totals \$	-	\$ -	\$ -	\$ -	-	-	\$ -	0.0%	\$ -	0.0%

7C.46

SANTA CRUZ METROPOLITAN TRANSIT DISTRICT FY24 & FY25 OPERATING BUDGET

Purchasing - 1900

ACCOUNT	June-22	June-23	June-23		Increase/(Decrease) \$ VAR	% VAR	June-23 PLAN FY25	Increase/(Decrease) \$ VAR	% VAR
	BUDGET FY23	BUDGET FY24	BUDGET FY24	PLAN FY25					
TAXES									
507051 Fuel Tax	\$ -	\$ -	\$ -	\$ -	\$ -	0.0%	-	\$ -	0.0%
507201 Licenses & Permits	-	-	-	-	-	0.0%	-	-	0.0%
507999 Other Taxes	-	-	-	-	-	0.0%	-	-	0.0%
Totals	\$ -	\$ -	\$ -	\$ -	\$ -	0.0%	-	\$ -	0.0%
MISC EXPENSE									
509011 Dues/Subscriptions	\$ 340	\$ 348	\$ 8	\$ 2.4%	\$ 365	4.9%	17	\$ 17	4.9%
509081 Advertising - District Promo	-	-	-	0.0%	-	0.0%	-	-	0.0%
509101 Employee Incentive Program	-	-	-	0.0%	-	0.0%	-	-	0.0%
509121 Employee Training	2,060	5,117	3,057	148.4%	5,201	1.6%	84	\$ 84	1.6%
509122 BOD Travel	-	-	-	0.0%	-	0.0%	-	-	0.0%
509123 Travel	5,381	3,965	(1,416)	(26.3%)	4,170	5.2%	205	\$ 205	5.2%
509125 Local Meeting Expense	258	300	42	16.3%	315	5.0%	15	\$ 15	5.0%
509127 Board Director Fees	-	-	-	0.0%	-	0.0%	-	-	0.0%
509150 Contributions	-	-	-	0.0%	-	0.0%	-	-	0.0%
509198 Cash Over/Short	-	-	-	0.0%	-	0.0%	-	-	0.0%
509999 Other Misc Expense	-	-	-	0.0%	-	0.0%	-	-	0.0%
Totals	\$ 8,039	\$ 9,730	\$ 1,691	21.0%	\$ 10,051	3.3%	321	\$ 321	3.3%
INTEREST EXPENSE & DEBT SERVICE									
511102 Interest Expense - Loan	\$ -	\$ -	\$ -	0.0%	\$ -	0.0%	-	\$ -	0.0%
511103 Interest Expense - POB	-	-	-	0.0%	-	0.0%	-	-	0.0%
524000 Principal - POB	-	-	-	0.0%	-	0.0%	-	-	0.0%
Totals	\$ -	\$ -	\$ -	0.0%	\$ -	0.0%	-	\$ -	0.0%
LEASES & RENTALS									
512011 Facility Lease	\$ -	\$ -	\$ -	0.0%	\$ -	0.0%	-	\$ -	0.0%
512061 Equipment Rental	-	-	-	0.0%	-	0.0%	-	-	0.0%
Totals	\$ -	\$ -	\$ -	0.0%	\$ -	0.0%	-	\$ -	0.0%
PERSONNEL TOTAL	\$ 1,013,421	\$ 477,149	\$ (536,272)	(52.9%)	\$ 502,186	5.2%	25,037	\$ 25,037	5.2%
NON-PERSONNEL TOTAL	\$ 13,229	\$ 12,472	\$ (757)	(5.7%)	\$ 12,931	3.7%	459	\$ 459	3.7%
TOTAL OPERATING EXPENSES	\$ 1,026,650	\$ 489,621	\$ (537,029)	(52.3%)	\$ 515,117	5.2%	25,496	\$ 25,496	5.2%

Attachment C

7C.47

SANTA CRUZ METROPOLITAN TRANSIT DISTRICT FY24 & FY25 OPERATING BUDGET

Inventory Mgmt - 2000

ACCOUNT	June-22	June-23	June-23		June-23		Increase/(Decrease) \$ VAR	% VAR	Increase/(Decrease) \$ VAR	% VAR
	BUDGET FY23	BUDGET FY24	BUDGET FY24	BUDGET FY25	PLAN FY25	PLAN FY25				
LABOR										
501011 Bus Operator Pay	\$ -	\$ -	\$ -	\$ -	\$ -	\$ -	0.0%	\$ -	0.0%	
501013 Bus Operator OT	-	-	-	-	-	-	0.0%	-	0.0%	
501021 Other Salaries	-	246,431	246,431	246,431	258,768	12,337	100.0%	12,337	5.0%	
501023 Other OT	-	1,768	1,768	1,768	1,857	89	100.0%	89	5.0%	
Totals \$	\$ -	\$ 248,199	\$ 248,199	\$ 248,199	\$ 260,625	\$ 12,426	100.0%	\$ 12,426	5.0%	
FRINGE BENEFITS										
502011 Medicare/Soc. Sec.	\$ -	\$ 4,372	\$ 4,372	\$ 4,372	\$ 4,592	\$ 220	100.0%	\$ 220	5.0%	
502021 Retirement	-	32,973	32,973	32,973	33,996	1,023	100.0%	1,023	3.1%	
502022 Retirement UAL	-	-	-	-	-	-	0.0%	-	0.0%	
502031 Medical Ins	-	113,214	113,214	113,214	121,382	8,168	100.0%	8,168	7.2%	
502041 Dental Ins	-	6,043	6,043	6,043	6,156	113	100.0%	113	1.9%	
502045 Vision Ins	-	1,104	1,104	1,104	1,104	-	100.0%	-	0.0%	
502051 Life Ins/AD&D	-	468	468	468	480	12	100.0%	12	2.6%	
502060 State Disability Ins (SDI)	-	2,714	2,714	2,714	2,945	231	100.0%	231	8.5%	
502061 Long Term Disability Ins	-	2,274	2,274	2,274	2,315	41	100.0%	41	1.8%	
502071 State Unemployment Ins (SUI)	-	420	420	420	448	28	100.0%	28	6.7%	
502081 Worker's Comp Ins	-	12,671	12,671	12,671	13,052	381	100.0%	381	3.0%	
502101 Holiday Pay	-	9,101	9,101	9,101	9,558	457	100.0%	457	5.0%	
502103 Floating Holiday	-	4,358	4,358	4,358	4,576	218	100.0%	218	5.0%	
502109 Sick Leave	-	13,652	13,652	13,652	14,336	684	100.0%	684	5.0%	
502111 Annual Leave	-	24,084	24,084	24,084	25,290	1,206	100.0%	1,206	5.0%	
502121 Other Paid Absence	-	2,133	2,133	2,133	2,240	107	100.0%	107	5.0%	
502251 Phys. Exams	-	-	-	-	-	-	0.0%	-	0.0%	
502253 Driver Lic Renewal	-	-	-	-	-	-	0.0%	-	0.0%	
502999 Other Fringe Benefits	-	2,066	2,066	2,066	2,070	4	100.0%	4	0.2%	
Totals \$	\$ -	\$ 231,647	\$ 231,647	\$ 231,647	\$ 244,540	\$ 12,893	100.0%	\$ 12,893	5.6%	

Attachment C

**SANTA CRUZ METROPOLITAN TRANSIT DISTRICT
FY24 & FY25 OPERATING BUDGET**

Inventory Mgmt - 2000

ACCOUNT	June-22	June-23	June-23		June-23		Increase/(Decrease) \$ VAR	% VAR	Increase/(Decrease) \$ VAR	% VAR
	BUDGET FY23	BUDGET FY24	BUDGET FY24	BUDGET FY25	PLAN FY25	PLAN FY25				
SERVICES										
503011 Accting/Audit Fees	\$ -	\$ -	\$ -	\$ -	\$ -	\$ -	0.0%	-	0.0%	
503012 Admin/Bank Fees	-	-	-	-	-	-	0.0%	-	0.0%	
503031 Prof/Technical Fees	-	-	-	-	-	-	0.0%	-	0.0%	
503032 Legislative Services	-	-	-	-	-	-	0.0%	-	0.0%	
503033 Legal Services	-	-	-	-	-	-	0.0%	-	0.0%	
503034 Pre-Employment Exams	-	-	-	-	-	-	0.0%	-	0.0%	
503041 Temp Help	-	-	-	-	-	-	0.0%	-	0.0%	
503161 Custodial Services	-	-	-	-	-	-	0.0%	-	0.0%	
503162 Uniforms/Laundry	-	2,200	2,200	2,200	2,310	110	100.0%	110	5.0%	
503171 Security Services	-	-	-	-	-	-	0.0%	-	0.0%	
503221 Classified/Legal Ads	-	-	-	-	-	-	0.0%	-	0.0%	
503222 Legal Ads	-	-	-	-	-	-	0.0%	-	0.0%	
503225 Graphic Services	-	-	-	-	-	-	0.0%	-	0.0%	
503351 Repair - Bldg & Impr	-	-	-	-	-	-	0.0%	-	0.0%	
503352 Repair - Equipment	-	-	-	-	-	-	0.0%	-	0.0%	
503353 Repair - Rev Vehicle	-	-	-	-	-	-	0.0%	-	0.0%	
503354 Repair - Non Rev Vehicle	-	-	-	-	-	-	0.0%	-	0.0%	
503363 Haz Mat Disposal	-	-	-	-	-	-	0.0%	-	0.0%	
Totals \$	\$ -	\$ 2,200	\$ 2,200	\$ 2,200	\$ 2,310	\$ 110	100.0%	\$ 110	5.0%	
MOBILE MATERIALS & SUPPLIES										
504011 Fuels & Lubricants - Non Rev Veh	\$ -	\$ -	\$ -	\$ -	\$ -	\$ -	0.0%	-	0.0%	
504012 Fuels & Lubricants - Rev Veh	-	-	-	-	-	-	0.0%	-	0.0%	
Hydro										
Hydrogen fuel	-	-	-	-	-	-	0.0%	-	0.0%	
504021 Tires & Tubes	-	-	-	-	-	-	0.0%	-	0.0%	
504161 Other Mobile Supplies	-	-	-	-	-	-	0.0%	-	0.0%	
504191 Rev Vehicle Parts	-	-	-	-	-	-	0.0%	-	0.0%	
Totals \$	\$ -	\$ -	\$ -	\$ -	\$ -	\$ -	0.0%	\$ -	0.0%	

7C.49

SANTA CRUZ METROPOLITAN TRANSIT DISTRICT FY24 & FY25 OPERATING BUDGET

Inventory Mgmt - 2000

ACCOUNT	June-22	June-23	June-23		June-23		Increase/(Decrease) \$ VAR	% VAR	Increase/(Decrease) \$ VAR	% VAR
	BUDGET FY23	BUDGET FY24	BUDGET FY24	PLAN FY25	BUDGET FY24	PLAN FY25				
OTHER MATERIALS & SUPPLIES										
504205 Freight Out	\$ -	\$ -	\$ -	\$ -	\$ -	\$ -	0.0%	-	\$ -	0.0%
504211 Postage & Mailing	-	-	-	-	-	-	0.0%	-	-	0.0%
504214 Promotional Items	-	-	-	-	-	-	0.0%	-	-	0.0%
504215 Printing	-	-	-	-	-	-	0.0%	-	-	0.0%
504217 Photo Supp/Process	-	-	-	-	-	-	0.0%	-	-	0.0%
504311 Office Supplies	-	316	316	332	316	332	100.0%	16	5.1%	
504315 Safety Supplies	-	-	-	-	-	-	0.0%	-	-	0.0%
504316 COVID-19	-	-	-	-	-	-	0.0%	-	-	0.0%
504317 Cleaning Supplies	-	-	-	-	-	-	0.0%	-	-	0.0%
504409 Repair/Maint Supplies	-	-	-	-	-	-	0.0%	-	-	0.0%
504417 Tenant Repairs	-	-	-	-	-	-	0.0%	-	-	0.0%
504421 Non-Inventory Parts	-	-	-	-	-	-	0.0%	-	-	0.0%
504511 Small Tools	-	-	-	-	-	-	0.0%	-	-	0.0%
504515 Employee Tool Replacement	-	-	316	332	316	332	100.0%	16	5.1%	
Totals \$	\$ -	\$ -	\$ 316	\$ 332	\$ 316	\$ 332	100.0%	\$ 16	\$ 16	5.1%
UTILITIES										
505010 Propulsion Power	\$ -	\$ -	\$ -	\$ -	\$ -	\$ -	0.0%	-	\$ -	0.0%
505011 Gas & Electric	-	-	-	-	-	-	0.0%	-	-	0.0%
505021 Water & Garbage	-	-	-	-	-	-	0.0%	-	-	0.0%
505031 Telecommunications	-	-	-	-	-	-	0.0%	-	-	0.0%
Totals \$	\$ -	\$ -	\$ -	\$ -	\$ -	\$ -	0.0%	\$ -	\$ -	0.0%
CASUALTY & LIABILITY										
506011 Insurance - Property	\$ -	\$ -	\$ -	\$ -	\$ -	\$ -	0.0%	-	\$ -	0.0%
506015 Insurance - PL/PD	-	-	-	-	-	-	0.0%	-	-	0.0%
506021 Insurance - Other	-	-	-	-	-	-	0.0%	-	-	0.0%
506123 Settlement Costs	-	-	-	-	-	-	0.0%	-	-	0.0%
506127 Repairs - District Prop	-	-	-	-	-	-	0.0%	-	-	0.0%
Totals \$	\$ -	\$ -	\$ -	\$ -	\$ -	\$ -	0.0%	\$ -	\$ -	0.0%

7C.50

SANTA CRUZ METROPOLITAN TRANSIT DISTRICT FY24 & FY25 OPERATING BUDGET

Inventory Mgmt - 2000

ACCOUNT	June-22	June-23	June-23		June-23		Increase/(Decrease) \$ VAR	% VAR	Increase/(Decrease) \$ VAR	% VAR
	BUDGET FY23	BUDGET FY24	BUDGET FY24	BUDGET FY25	PLAN FY25	PLAN FY25				
TAXES										
507051 Fuel Tax	\$ -	\$ -	\$ -	\$ -	\$ -	\$ -	0.0%	\$ -	0.0%	
507201 Licenses & Permits	-	-	-	-	-	-	0.0%	-	0.0%	
507999 Other Taxes	-	-	-	-	-	-	0.0%	-	0.0%	
Totals	\$ -	\$ -	\$ -	\$ -	\$ -	\$ -	0.0%	\$ -	0.0%	
MISC EXPENSE										
509011 Dues/Subscriptions	\$ -	\$ -	\$ -	\$ -	\$ -	\$ -	0.0%	\$ -	0.0%	
509081 Advertising - District Promo	-	-	-	-	-	-	0.0%	-	0.0%	
509101 Employee Incentive Program	-	-	-	-	-	-	0.0%	-	0.0%	
509121 Employee Training	-	2,000	2,000	2,000	2,100	100	5.0%	100	5.0%	
509122 BOD Travel	-	-	-	-	-	-	0.0%	-	0.0%	
509123 Travel	-	1,550	1,550	1,550	1,621	71	4.6%	71	4.6%	
509125 Local Meeting Expense	-	200	200	200	210	10	5.0%	10	5.0%	
509127 Board Director Fees	-	-	-	-	-	-	0.0%	-	0.0%	
509150 Contributions	-	-	-	-	-	-	0.0%	-	0.0%	
509198 Cash Over/Short	-	-	-	-	-	-	0.0%	-	0.0%	
509999 Other Misc Expense	-	-	-	-	-	-	0.0%	-	0.0%	
Totals	\$ -	\$ 3,750	\$ 3,750	\$ 3,750	\$ 3,931	\$ 181	4.8%	\$ 181	4.8%	
INTEREST EXPENSE & DEBT SERVICE										
511102 Interest Expense - Loan	\$ -	\$ -	\$ -	\$ -	\$ -	\$ -	0.0%	\$ -	0.0%	
511103 Interest Expense - POB	-	-	-	-	-	-	0.0%	-	0.0%	
524000 Principal - POB	-	-	-	-	-	-	0.0%	-	0.0%	
Totals	\$ -	\$ -	\$ -	\$ -	\$ -	\$ -	0.0%	\$ -	0.0%	
LEASES & RENTALS										
512011 Facility Lease	\$ -	\$ -	\$ -	\$ -	\$ -	\$ -	0.0%	\$ -	0.0%	
512061 Equipment Rental	-	-	-	-	-	-	0.0%	-	0.0%	
Totals	\$ -	\$ -	\$ -	\$ -	\$ -	\$ -	0.0%	\$ -	0.0%	
PERSONNEL TOTAL	\$ -	\$ 479,846	\$ 479,846	\$ 479,846	\$ 505,165	\$ 25,319	5.3%	\$ 25,319	5.3%	
NON-PERSONNEL TOTAL	\$ -	\$ 6,266	\$ 6,266	\$ 6,266	\$ 6,573	\$ 307	4.9%	\$ 307	4.9%	
TOTAL OPERATING EXPENSES	\$ -	\$ 486,112	\$ 486,112	\$ 486,112	\$ 511,738	\$ 25,626	5.3%	\$ 25,626	5.3%	

Attachment C

7C.51

SANTA CRUZ METROPOLITAN TRANSIT DISTRICT FY24 & FY25 OPERATING BUDGET

Facilities Maint - 2200

ACCOUNT	June-22		June-23		June-23		June-23		Increase/(Decrease) \$ VAR	% VAR	Increase/(Decrease) \$ VAR	% VAR
	BUDGET FY23	BUDGET FY24	BUDGET FY24	BUDGET FY24	PLAN FY25	PLAN FY25	PLAN FY25	PLAN FY25				
LABOR												
501011 Bus Operator Pay	\$ -	\$ -	\$ -	\$ -	\$ -	\$ -	0.0%	0.0%	\$ -	-	\$ -	0.0%
501013 Bus Operator OT	-	-	-	-	-	-	0.0%	0.0%	-	-	-	0.0%
501021 Other Salaries	953,476	916,015	916,015	(37,461)	934,090	934,090	(3.9%)	18,075	18,075	18,075	2.0%	
501023 Other OT	81,767	41,952	41,952	(39,815)	44,052	44,052	(48.7%)	2,100	2,100	2,100	5.0%	
Totals	\$ 1,035,243	\$ 957,967	\$ 957,967	\$ (77,276)	\$ 978,142	\$ 978,142	(7.5%)	\$ 20,175	\$ 20,175	\$ 20,175	2.1%	
FRINGE BENEFITS												
502011 Medicare/Soc. Sec.	\$ 17,856	\$ 17,016	\$ 17,016	(840)	\$ 17,427	\$ 17,427	(4.7%)	411	411	411	2.4%	
502021 Retirement	111,647	124,458	124,458	12,811	125,027	125,027	11.5%	569	569	569	0.5%	
502022 Retirement UAL	54,330	-	-	(54,330)	-	-	(100.0%)	-	-	-	0.0%	
502031 Medical Ins	412,452	452,400	452,400	39,948	485,050	485,050	9.7%	32,650	32,650	32,650	7.2%	
502041 Dental Ins	23,532	26,286	26,286	2,754	26,784	26,784	11.7%	498	498	498	1.9%	
502045 Vision Ins	4,968	4,968	4,968	-	4,968	4,968	0.0%	-	-	-	0.0%	
502051 Life Ins/AD&D	2,256	2,210	2,210	(46)	2,268	2,268	(2.0%)	58	58	58	2.6%	
502060 State Disability Ins (SDI)	13,280	10,561	10,561	(2,719)	11,174	11,174	(20.5%)	613	613	613	5.8%	
502061 Long Term Disability Ins	8,036	8,209	8,209	173	8,344	8,344	2.2%	135	135	135	1.6%	
502071 State Unemployment Ins (SUI)	2,556	1,890	1,890	(666)	2,016	2,016	(26.1%)	126	126	126	6.7%	
502081 Worker's Comp Ins	53,418	57,021	57,021	3,603	58,732	58,732	6.7%	1,711	1,711	1,711	3.0%	
502101 Holiday Pay	35,206	34,646	34,646	(560)	35,453	35,453	(1.6%)	807	807	807	2.3%	
502103 Floating Holiday	6,003	6,002	6,002	(1)	6,002	6,002	(0.0%)	-	-	-	0.0%	
502109 Sick Leave	52,809	51,968	51,968	(841)	53,180	53,180	(1.6%)	1,212	1,212	1,212	2.3%	
502111 Annual Leave	116,731	114,692	114,692	(2,039)	120,642	120,642	(1.7%)	5,950	5,950	5,950	5.2%	
502121 Other Paid Absence	8,252	8,122	8,122	(130)	8,312	8,312	(1.6%)	190	190	190	2.3%	
502251 Phys. Exams	-	-	-	-	-	-	0.0%	-	-	-	0.0%	
502253 Driver Lic Renewal	-	-	-	-	-	-	0.0%	-	-	-	0.0%	
502999 Other Fringe Benefits	6,472	2,472	2,472	(4,000)	2,490	2,490	(61.8%)	18	18	18	0.7%	
Totals	\$ 929,804	\$ 922,921	\$ 922,921	\$ (6,883)	\$ 967,869	\$ 967,869	(0.7%)	\$ 44,948	\$ 44,948	\$ 44,948	4.9%	

Attachment C

SANTA CRUZ METROPOLITAN TRANSIT DISTRICT FY24 & FY25 OPERATING BUDGET

Facilities Maint - 2200

ACCOUNT	June-22		June-23		June-23		June-23		June-23	
	BUDGET	FY23	BUDGET	FY24	Increase/(Decrease)	% VAR	PLAN	FY25	Increase/(Decrease)	% VAR
SERVICES										
503011	Accting/Audit Fees	\$ -	\$ -	\$ -	\$ -	0.0%	-	\$ -	-	0.0%
503012	Admin/Bank Fees	-	-	-	-	0.0%	-	-	-	0.0%
503031	Prof/Technical Fees	46,978	298,765	251,787	536.0%	51,203	(247,562)	(82.9%)		
503032	Legislative Services	-	-	-	0.0%	-	-	0.0%		
503033	Legal Services	-	-	-	0.0%	-	-	0.0%		
503034	Pre-Employment Exams	-	-	-	0.0%	-	-	0.0%		
503041	Temp Help	-	-	-	0.0%	-	-	0.0%		
503161	Custodial Services	8,551	8,722	171	2.0%	9,158	436	5.0%		
503162	Uniforms/Laundry	2,576	2,628	52	2.0%	2,759	131	5.0%		
503171	Security Services	20,779	21,195	416	2.0%	22,256	1,061	5.0%		
503221	Classified/Legal Ads	-	-	-	0.0%	-	-	0.0%		
503222	Legal Ads	-	-	-	0.0%	-	-	0.0%		
503225	Graphic Services	-	-	-	0.0%	-	-	0.0%		
503351	Repair - Bldg & Impr	200,000	225,000	25,000	12.5%	232,500	7,500	3.3%		
503352	Repair - Equipment	421,401	580,413	159,012	37.7%	596,969	16,556	2.9%		
503353	Repair - Rev Vehicle	-	-	-	0.0%	-	-	0.0%		
503354	Repair - Non Rev Vehicle	-	-	-	0.0%	-	-	0.0%		
503363	Haz Mat Disposal	59,753	74,096	14,343	24.0%	77,801	3,705	5.0%		
Totals \$		760,038	\$ 1,210,819	\$ 450,781	59.3%	\$ 992,646	\$ (218,173)	(18.0%)		
MOBILE MATERIALS & SUPPLIES										
504011	Fuels & Lubricants - Non Rev Veh	\$ 3,152	\$ 3,215	\$ 63	2.0%	3,376	\$ 161	5.0%		
504012	Fuels & Lubricants - Rev Veh	-	-	-	0.0%	-	-	0.0%		
504021	Hydrogen fuel	-	-	-	0.0%	-	-	0.0%		
504021	Tires & Tubes	-	-	-	0.0%	-	-	0.0%		
504161	Other Mobile Supplies	-	-	-	0.0%	-	-	0.0%		
504191	Rev Vehicle Parts	-	-	-	0.0%	-	-	0.0%		
Totals \$		3,152	\$ 3,215	\$ 63	2.0%	\$ 3,376	\$ 161	5.0%		

Attachment C

SANTA CRUZ METROPOLITAN TRANSIT DISTRICT FY24 & FY25 OPERATING BUDGET

Facilities Maint - 2200

ACCOUNT	June-22		June-23		June-23		Increase/(Decrease)		PLAN	Increase/(Decrease)		
	BUDGET	FY23	BUDGET	FY24	\$ VAR	% VAR	\$ VAR	% VAR		FY25	\$ VAR	% VAR
OTHER MATERIALS & SUPPLIES												
504205	\$	-	\$	-	\$	0.0%	-	\$	-	-	0.0%	
504211	-	-	-	-	-	0.0%	-	-	-	-	0.0%	
504214	-	-	-	-	-	0.0%	-	-	-	-	0.0%	
504215	-	-	-	-	-	0.0%	-	-	-	-	0.0%	
504217	-	-	-	-	-	0.0%	-	-	-	-	0.0%	
504311	2,060	2,101	41	2,101	41	2.0%	2,206	105	2,206	5.0%		
504315	5,667	7,152	1,485	7,152	1,485	26.2%	7,510	358	7,510	5.0%		
504316	-	-	-	-	-	0.0%	-	-	-	0.0%		
504317	51,509	52,540	1,031	52,540	1,031	2.0%	55,166	2,626	55,166	5.0%		
504409	123,047	127,409	4,362	127,409	4,362	3.5%	133,782	6,373	133,782	5.0%		
504417	10,302	10,508	206	10,508	206	2.0%	11,033	525	11,033	5.0%		
504421	-	-	-	-	-	0.0%	-	-	-	0.0%		
504511	7,132	7,275	143	7,275	143	2.0%	7,638	363	7,638	5.0%		
504515	-	-	-	-	-	0.0%	-	-	-	0.0%		
Totals	\$	199,717	\$	206,985	\$	3.6%	217,335	\$	10,350	5.0%		
UTILITIES												
505010	\$	-	\$	-	\$	0.0%	-	\$	-	-	0.0%	
505011	357,000	368,080	11,080	368,080	11,080	3.1%	386,484	18,404	386,484	5.0%		
505021	155,435	175,973	20,538	175,973	20,538	13.2%	184,772	8,799	184,772	5.0%		
505031	109,211	109,084	(127)	109,084	(127)	(0.1%)	114,538	5,454	114,538	5.0%		
Totals	\$	621,646	\$	653,137	\$	5.1%	685,794	\$	32,657	5.0%		
CASUALTY & LIABILITY												
506011	\$	-	\$	-	\$	0.0%	-	\$	-	-	0.0%	
506015	-	-	-	-	-	0.0%	-	-	-	-	0.0%	
506021	-	-	-	-	-	0.0%	-	-	-	-	0.0%	
506123	-	-	-	-	-	0.0%	-	-	-	-	0.0%	
506127	-	-	-	-	-	0.0%	-	-	-	-	0.0%	
Totals	\$	-	\$	-	\$	0.0%	-	\$	-	0.0%		

7C.54

SANTA CRUZ METROPOLITAN TRANSIT DISTRICT FY24 & FY25 OPERATING BUDGET

Facilities Maint - 2200

ACCOUNT	June-22		June-23		June-23		Increase/(Decrease) \$ VAR	% VAR	Increase/(Decrease) \$ VAR	% VAR
	BUDGET FY23	BUDGET FY24	BUDGET FY24	BUDGET FY25	PLAN FY25					
TAXES										
507051 Fuel Tax	\$ -	\$ -	\$ -	\$ -	\$ -	\$ -	0.0%	\$ -	0.0%	
507201 Licenses & Permits	15,556	18,179	2,623	19,088	19,088	909	16.9%	909	5.0%	
507999 Other Taxes	10,302	12,254	1,952	12,867	12,867	613	18.9%	613	5.0%	
Totals	\$ 25,858	\$ 30,433	\$ 4,575	\$ 31,955	\$ 31,955	\$ 1,522	17.7%	\$ 1,522	5.0%	
MISC EXPENSE										
509011 Dues/Subscriptions	\$ -	\$ -	\$ -	\$ -	\$ -	\$ -	0.0%	\$ -	0.0%	
509081 Advertising - District Promo	-	-	-	-	-	-	0.0%	-	0.0%	
509101 Employee Incentive Program	-	-	-	-	-	-	0.0%	-	0.0%	
509121 Employee Training	6,595	6,727	132	7,063	7,063	336	2.0%	336	5.0%	
509122 BOD Travel	-	-	-	-	-	-	0.0%	-	0.0%	
509123 Travel	3,297	3,363	66	3,531	3,531	168	2.0%	168	5.0%	
509125 Local Meeting Expense	-	-	-	-	-	-	0.0%	-	0.0%	
509127 Board Director Fees	-	-	-	-	-	-	0.0%	-	0.0%	
509150 Contributions	-	-	-	-	-	-	0.0%	-	0.0%	
509198 Cash Over/Short	-	-	-	-	-	-	0.0%	-	0.0%	
509999 Other Misc Expense	-	-	-	-	-	-	0.0%	-	0.0%	
Totals	\$ 9,892	\$ 10,090	\$ 198	\$ 10,594	\$ 10,594	\$ 504	2.0%	\$ 504	5.0%	
INTEREST EXPENSE & DEBT SERVICE										
511102 Interest Expense - Loan	\$ -	\$ -	\$ -	\$ -	\$ -	\$ -	0.0%	\$ -	0.0%	
511103 Interest Expense - POB	-	-	-	-	-	-	0.0%	-	0.0%	
524000 Principal - POB	-	-	-	-	-	-	0.0%	-	0.0%	
Totals	\$ -	\$ -	\$ -	\$ -	\$ -	\$ -	0.0%	\$ -	0.0%	
LEASES & RENTALS										
512011 Facility Lease	\$ -	\$ -	\$ -	\$ -	\$ -	\$ -	0.0%	\$ -	0.0%	
512061 Equipment Rental	6,696	6,830	134	7,172	7,172	342	2.0%	342	5.0%	
Totals	\$ 6,696	\$ 6,830	\$ 134	\$ 7,172	\$ 7,172	\$ 342	2.0%	\$ 342	5.0%	
PERSONNEL TOTAL	\$ 1,965,047	\$ 1,880,888	\$ (84,159)	\$ 1,946,011	\$ 1,946,011	\$ 65,123	(4.3%)	\$ 65,123	3.5%	
NON-PERSONNEL TOTAL	\$ 1,626,999	\$ 2,121,509	\$ 494,510	\$ 1,948,872	\$ 1,948,872	\$ (172,637)	30.4%	\$ (172,637)	(8.1%)	
TOTAL OPERATING EXPENSES	\$ 3,592,046	\$ 4,002,397	\$ 410,351	\$ 3,894,883	\$ 3,894,883	\$ (107,514)	11.4%	\$ (107,514)	(2.7%)	

Attachment C

7C.55

SANTA CRUZ METROPOLITAN TRANSIT DISTRICT FY24 & FY25 OPERATING BUDGET

Paratransit - 3100

ACCOUNT	June-22		June-23		June-23		Increase/(Decrease) \$ VAR	% VAR	Increase/(Decrease) \$ VAR	% VAR
	BUDGET FY23	BUDGET FY24	BUDGET FY24	BUDGET FY25	PLAN FY25					
LABOR										
501011 Bus Operator Pay	\$ 1,387,574	\$ 1,368,641	\$ 1,368,641	\$ 1,382,817	\$ 1,382,817	\$ 14,176	(1.4%)	\$ 14,176	1.0%	
501013 Bus Operator OT	133,982	274,490	274,490	288,212	288,212	13,722	104.9%	13,722	5.0%	
501021 Other Salaries	644,280	785,101	785,101	801,201	801,201	16,100	21.9%	16,100	2.1%	
501023 Other OT	49,259	50,460	50,460	52,981	52,981	2,521	2.4%	2,521	5.0%	
Totals	\$ 2,215,095	\$ 2,478,692	\$ 2,478,692	\$ 2,525,211	\$ 2,525,211	\$ 46,519	11.9%	\$ 46,519	1.9%	
FRINGE BENEFITS										
502011 Medicare/Soc. Sec.	\$ 37,254	\$ 42,431	\$ 42,431	\$ 43,389	\$ 43,389	\$ 958	13.9%	\$ 958	2.3%	
502021 Retirement	231,721	285,729	285,729	286,318	286,318	589	23.3%	589	0.2%	
502022 Retirement UAL	112,759	-	-	-	-	-	(100.0%)	-	0.0%	
502031 Medical Ins	932,734	1,085,548	1,085,548	1,163,854	1,163,854	78,306	16.4%	78,306	7.2%	
502041 Dental Ins	44,100	54,327	54,327	55,332	55,332	1,005	23.2%	1,005	1.8%	
502045 Vision Ins	11,592	12,420	12,420	12,420	12,420	-	7.1%	-	0.0%	
502051 Life Ins/AD&D	5,136	5,369	5,369	5,508	5,508	139	4.5%	139	2.6%	
502060 State Disability Ins (SDI)	27,989	26,302	26,302	27,823	27,823	1,521	(6.0%)	1,521	5.8%	
502061 Long Term Disability Ins	15,627	17,828	17,828	18,122	18,122	294	14.1%	294	1.6%	
502071 State Unemployment Ins (SUI)	5,964	4,725	4,725	5,040	5,040	315	(20.8%)	315	6.7%	
502081 Worker's Comp Ins	127,610	142,553	142,553	146,830	146,830	4,277	11.7%	4,277	3.0%	
502101 Holiday Pay	72,518	79,053	79,053	80,700	80,700	1,647	9.0%	1,647	2.1%	
502103 Floating Holiday	5,552	9,591	9,591	9,591	9,591	-	72.7%	-	0.0%	
502109 Sick Leave	112,883	122,836	122,836	125,397	125,397	2,561	8.8%	2,561	2.1%	
502111 Annual Leave	205,592	217,799	217,799	232,462	232,462	14,663	5.9%	14,663	6.7%	
502121 Other Paid Absence	16,994	18,530	18,530	18,919	18,919	389	9.0%	389	2.1%	
502251 Phys. Exams	2,782	2,700	2,700	3,000	3,000	300	(2.9%)	300	11.1%	
502253 Driver Lic Renewal	361	1,020	1,020	1,190	1,190	170	182.5%	170	16.7%	
502999 Other Fringe Benefits	3,168	5,205	5,205	5,250	5,250	45	64.3%	45	0.9%	
Totals	\$ 1,972,336	\$ 2,133,966	\$ 2,133,966	\$ 2,241,145	\$ 2,241,145	\$ 107,179	8.2%	\$ 107,179	5.0%	

Attachment C

SANTA CRUZ METROPOLITAN TRANSIT DISTRICT FY24 & FY25 OPERATING BUDGET

Paratransit - 3100

ACCOUNT	June-22		June-23		June-23		Increase/(Decrease) \$ VAR	% VAR	Increase/(Decrease) \$ VAR	% VAR
	BUDGET FY23	BUDGET FY24	BUDGET FY24	BUDGET FY25	PLAN FY25					
SERVICES										
503011	\$ -	\$ -	\$ -	\$ -	\$ -	0.0%	-	\$ -	0.0%	-
503012	-	-	-	-	-	0.0%	-	-	0.0%	-
503031	2,060	1,700	1,700	1,700	(360)	(17.5%)	1,700	-	0.0%	-
503032	-	-	-	-	-	0.0%	-	-	0.0%	-
503033	-	-	-	-	-	0.0%	-	-	0.0%	-
503034	-	-	-	-	-	0.0%	-	-	0.0%	-
503041	-	-	-	-	-	0.0%	-	-	0.0%	-
503161	1,030	-	-	-	(1,030)	(100.0%)	-	-	0.0%	-
503162	12,341	2,500	2,500	2,500	(9,841)	(79.7%)	2,500	-	0.0%	-
503171	-	-	-	-	-	0.0%	-	-	0.0%	-
503221	-	-	-	-	-	0.0%	-	-	0.0%	-
503222	-	-	-	-	-	0.0%	-	-	0.0%	-
503225	-	-	-	-	-	0.0%	-	-	0.0%	-
503351	-	-	-	-	-	0.0%	-	-	0.0%	-
503352	3,091	2,000	2,000	2,000	(1,091)	(35.3%)	2,000	-	0.0%	-
503353	-	-	-	-	-	0.0%	-	-	0.0%	-
503354	-	-	-	-	-	0.0%	-	-	0.0%	-
503363	-	-	-	-	-	0.0%	-	-	0.0%	-
Totals	\$ 18,522	\$ 6,200	\$ 6,200	\$ 6,200	(\$ 12,322)	(66.5%)	\$ 6,200	\$ -	0.0%	0.0%
MOBILE MATERIALS & SUPPLIES										
504011	\$ -	\$ -	\$ -	\$ -	\$ -	0.0%	-	\$ -	0.0%	-
504012	-	-	-	-	-	0.0%	-	-	0.0%	-
Hydro	-	-	-	-	-	0.0%	-	-	0.0%	-
504021	-	-	-	-	-	0.0%	-	-	0.0%	-
504161	-	-	-	-	-	0.0%	-	-	0.0%	-
504191	-	-	-	-	-	0.0%	-	-	0.0%	-
Totals	\$ -	\$ -	\$ -	\$ -	\$ -	0.0%	\$ -	\$ -	0.0%	0.0%

Attachment C

7C.57

SANTA CRUZ METROPOLITAN TRANSIT DISTRICT FY24 & FY25 OPERATING BUDGET

Paratransit - 3100

ACCOUNT	June-22		June-23		June-23		June-23		
	BUDGET	BUDGET	BUDGET	BUDGET	PLAN	PLAN	Increase/(Decrease)	Increase/(Decrease)	
	FY23	FY24	FY23	FY24	FY25	FY25	\$ VAR	% VAR	
OTHER MATERIALS & SUPPLIES									
504205 Freight Out	\$ -	\$ -	\$ -	\$ -	\$ -	\$ -	\$ -	0.0%	0.0%
504211 Postage & Mailing	2,060	2,110	2,060	2,110	2,110	2,110	50	2.4%	0.0%
504214 Promotional Items	-	-	-	-	-	-	-	0.0%	0.0%
504215 Printing	3,812	3,500	3,812	3,500	3,500	3,500	(312)	(8.2%)	0.0%
504217 Photo Supp/Process	-	-	-	-	-	-	-	0.0%	0.0%
504311 Office Supplies	2,576	3,500	2,576	3,500	3,000	3,000	924	35.9%	(14.3%)
504315 Safety Supplies	124	-	124	-	-	-	(124)	(100.0%)	0.0%
504316 COVID-19	-	-	-	-	-	-	-	0.0%	0.0%
504317 Cleaning Supplies	618	-	618	-	-	-	(618)	(100.0%)	0.0%
504409 Repair/Maint Supplies	-	-	-	-	-	-	-	0.0%	0.0%
504417 Tenant Repairs	-	-	-	-	-	-	-	0.0%	0.0%
504421 Non-Inventory Parts	-	-	-	-	-	-	-	0.0%	0.0%
504511 Small Tools	-	-	-	-	-	-	-	0.0%	0.0%
504515 Employee Tool Replacement	-	-	-	-	-	-	-	0.0%	0.0%
Totals \$	9,190	9,110	9,190	9,110	8,610	8,610	(80)	(0.9%)	(5.5%)
UTILITIES									
505010 Propulsion Power	\$ -	\$ -	\$ -	\$ -	\$ -	\$ -	\$ -	0.0%	0.0%
505011 Gas & Electric	12,600	20,000	12,600	20,000	21,000	21,000	7,400	58.7%	5.0%
505021 Water & Garbage	-	-	-	-	-	-	-	0.0%	0.0%
505031 Telecommunications	13,393	13,000	13,393	13,000	14,000	14,000	(393)	(2.9%)	7.7%
Totals \$	25,993	33,000	25,993	33,000	35,000	35,000	7,007	27.0%	6.1%
CASUALTY & LIABILITY									
506011 Insurance - Property	\$ -	\$ -	\$ -	\$ -	\$ -	\$ -	\$ -	0.0%	0.0%
506015 Insurance - PL/PD	143,298	186,288	143,298	186,288	242,175	242,175	42,990	30.0%	30.0%
506021 Insurance - Other	-	-	-	-	-	-	-	0.0%	0.0%
506123 Settlement Costs	-	-	-	-	-	-	-	0.0%	0.0%
506127 Repairs - District Prop	-	-	-	-	-	-	-	0.0%	0.0%
Totals \$	143,298	186,288	143,298	186,288	242,175	242,175	42,990	30.0%	30.0%

Attachment C

7C.58

SANTA CRUZ METROPOLITAN TRANSIT DISTRICT FY24 & FY25 OPERATING BUDGET

Paratransit - 3100

ACCOUNT	June-22		June-23		June-23		Increase/(Decrease) \$ VAR	% VAR	Increase/(Decrease) \$ VAR	% VAR
	BUDGET FY23	BUDGET FY24	BUDGET FY24	BUDGET FY25	PLAN FY25					
TAXES										
507051 Fuel Tax	\$ -	\$ -	\$ -	\$ -	\$ -	\$ -	0.0%	\$ -	0.0%	
507201 Licenses & Permits	-	-	-	-	-	-	0.0%	-	0.0%	
507999 Other Taxes	-	-	-	-	-	-	0.0%	-	0.0%	
Totals	\$ -	\$ -	\$ -	\$ -	\$ -	\$ -	0.0%	\$ -	0.0%	
MISC EXPENSE										
509011 Dues/Subscriptions	\$ -	\$ -	\$ -	\$ -	\$ -	\$ -	0.0%	\$ -	0.0%	
509081 Advertising - District Promo	-	-	-	-	-	-	0.0%	-	0.0%	
509101 Employee Incentive Program	309	2,500	2,191	2,500	2,500	2,500	709.1%	2,500	0.0%	
509121 Employee Training	2,225	7,000	4,775	7,000	7,000	7,000	214.6%	7,000	0.0%	
509122 BOD Travel	-	-	-	-	-	-	0.0%	-	0.0%	
509123 Travel	2,472	7,000	4,528	7,000	7,000	7,000	183.2%	7,000	0.0%	
509125 Local Meeting Expense	-	-	-	-	-	-	0.0%	-	0.0%	
509127 Board Director Fees	-	-	-	-	-	-	0.0%	-	0.0%	
509150 Contributions	-	-	-	-	-	-	0.0%	-	0.0%	
509198 Cash Over/Short	-	-	-	-	-	-	0.0%	-	0.0%	
509999 Other Misc Expense	-	-	-	-	-	-	0.0%	-	0.0%	
Totals	\$ 5,006	\$ 16,500	\$ 11,494	\$ 16,500	\$ 16,500	\$ 16,500	229.6%	\$ -	0.0%	
INTEREST EXPENSE & DEBT SERVICE										
511102 Interest Expense - Loan	\$ -	\$ -	\$ -	\$ -	\$ -	\$ -	0.0%	\$ -	0.0%	
511103 Interest Expense - POB	-	-	-	-	-	-	0.0%	-	0.0%	
524000 Principal - POB	-	-	-	-	-	-	0.0%	-	0.0%	
Totals	\$ -	\$ -	\$ -	\$ -	\$ -	\$ -	0.0%	\$ -	0.0%	
LEASES & RENTALS										
512011 Facility Lease	\$ 123,500	\$ 201,040	\$ 77,540	\$ 201,040	\$ 80,040	\$ (121,000)	62.8%	\$ (121,000)	(60.2%)	
512061 Equipment Rental	1,545	3,000	1,455	3,000	3,000	3,000	94.2%	-	0.0%	
Totals	\$ 125,045	\$ 204,040	\$ 78,995	\$ 204,040	\$ 83,040	\$ (121,000)	63.2%	\$ (121,000)	(59.3%)	
PERSONNEL TOTAL										
	\$ 4,187,431	\$ 4,612,658	\$ 425,227	\$ 4,612,658	\$ 4,766,356	\$ 153,698	10.2%	\$ 153,698	3.3%	
NON-PERSONNEL TOTAL										
	\$ 327,054	\$ 455,138	\$ 128,084	\$ 455,138	\$ 391,525	\$ (63,613)	39.2%	\$ (63,613)	(14.0%)	
TOTAL OPERATING EXPENSES	\$ 4,514,485	\$ 5,067,796	\$ 553,311	\$ 5,067,796	\$ 5,157,881	\$ 90,085	12.3%	\$ 90,085	1.8%	

7C.59

Attachment C

SANTA CRUZ METROPOLITAN TRANSIT DISTRICT FY24 & FY25 OPERATING BUDGET

Operations - 3200

ACCOUNT	June-22		June-23		June-23		June-23	
	BUDGET	BUDGET	BUDGET	BUDGET	PLAN	Increase/(Decrease)	Increase/(Decrease)	% VAR
	FY23	FY24	FY24	FY25	FY25	\$ VAR	\$ VAR	% VAR
LABOR								
501011 Bus Operator Pay	\$ -	\$ -	\$ -	\$ -	\$ -	\$ -	\$ -	0.0%
501013 Bus Operator OT	-	-	-	-	-	-	-	0.0%
501021 Other Salaries	1,332,105	1,330,016	(2,089)	1,346,046	16,030	16,030	1.2%	
501023 Other OT	199,695	139,787	(59,908)	146,777	6,990	6,990	5.0%	
Totals	\$ 1,531,800	\$ 1,469,803	\$ (61,997)	\$ 1,492,823	\$ 23,020	\$ 23,020	1.6%	
FRINGE BENEFITS								
502011 Medicare/Soc. Sec.	\$ 26,561	\$ 26,109	(452)	\$ 26,489	\$ 380	\$ 380	1.5%	
502021 Retirement	158,488	182,685	24,197	181,470	(1,215)	(1,215)	(0.7%)	
502022 Retirement UAL	77,126	-	(77,126)	-	-	-	0.0%	
502031 Medical Ins	482,876	476,617	(6,259)	510,994	34,377	34,377	7.2%	
502041 Dental Ins	24,900	24,762	(138)	25,236	474	474	1.9%	
502045 Vision Ins	4,968	4,968	-	4,968	-	-	0.0%	
502051 Life Ins/AD&D	2,250	2,210	(40)	2,270	60	60	2.7%	
502060 State Disability Ins (SDI)	19,942	16,207	(3,735)	16,991	784	784	4.8%	
502061 Long Term Disability Ins	8,890	9,156	266	9,158	2	2	0.0%	
502071 State Unemployment Ins (SUI)	2,556	1,890	(666)	2,016	126	126	6.7%	
502081 Worker's Comp Ins	56,386	57,021	635	58,732	1,711	1,711	3.0%	
502101 Holiday Pay	49,737	50,562	825	51,162	600	600	1.2%	
502103 Floating Holiday	5,552	5,553	1	5,553	-	-	0.0%	
502109 Sick Leave	74,602	75,840	1,238	76,739	899	899	1.2%	
502111 Annual Leave	184,203	186,950	2,747	188,771	1,821	1,821	1.0%	
502121 Other Paid Absence	11,656	11,847	191	11,988	141	141	1.2%	
502251 Phys. Exams	1,350	900	(450)	945	45	45	5.0%	
502253 Driver Lic Renewal	295	236	(59)	248	12	12	5.1%	
502999 Other Fringe Benefits	2,472	2,472	-	2,490	18	18	0.7%	
Totals	\$ 1,194,810	\$ 1,135,985	\$ (58,825)	\$ 1,176,220	\$ 40,235	\$ 40,235	3.5%	

Attachment C

**SANTA CRUZ METROPOLITAN TRANSIT DISTRICT
FY24 & FY25 OPERATING BUDGET**

Operations - 3200

ACCOUNT	June-22	June-23	June-23		June-23		Increase/(Decrease) \$ VAR	% VAR	Increase/(Decrease) \$ VAR	% VAR
	BUDGET FY23	BUDGET FY24	BUDGET FY24	PLAN FY25	BUDGET FY24	PLAN FY25				
SERVICES										
503011 Accting/Audit Fees	\$ -	\$ -	\$ -	\$ -	0.0%	\$ -	-	0.0%	\$ -	0.0%
503012 Admin/Bank Fees	-	-	-	-	0.0%	-	-	0.0%	-	0.0%
503031 Prof/Technical Fees	15,453	15,829	376	16,620	2.4%	791	791	5.0%	791	5.0%
503032 Legislative Services	-	-	-	-	0.0%	-	-	0.0%	-	0.0%
503033 Legal Services	-	-	-	-	0.0%	-	-	0.0%	-	0.0%
503034 Pre-Employment Exams	-	-	-	-	0.0%	-	-	0.0%	-	0.0%
503041 Temp Help	-	-	-	-	0.0%	-	-	0.0%	-	0.0%
503161 Custodial Services	-	-	-	-	0.0%	-	-	0.0%	-	0.0%
503162 Uniforms/Laundry	-	-	-	-	0.0%	-	-	0.0%	-	0.0%
503171 Security Services	1,500	1,055	(445)	1,108	(29.7%)	53	53	5.0%	53	5.0%
503221 Classified/Legal Ads	-	-	-	-	0.0%	-	-	0.0%	-	0.0%
503222 Legal Ads	-	-	-	-	0.0%	-	-	0.0%	-	0.0%
503225 Graphic Services	-	-	-	-	0.0%	-	-	0.0%	-	0.0%
503351 Repair - Bldg & Impr	-	-	-	-	0.0%	-	-	0.0%	-	0.0%
503352 Repair - Equipment	2,369	2,600	231	2,730	9.8%	130	130	5.0%	130	5.0%
503353 Repair - Rev Vehicle	-	-	-	-	0.0%	-	-	0.0%	-	0.0%
503354 Repair - Non Rev Vehicle	-	-	-	-	0.0%	-	-	0.0%	-	0.0%
503363 Haz Mat Disposal	-	-	-	-	0.0%	-	-	0.0%	-	0.0%
Totals \$	19,322	19,484	162	20,458	0.8%	974	974	5.0%	974	5.0%
MOBILE MATERIALS & SUPPLIES										
504011 Fuels & Lubricants - Non Rev Veh	\$ -	\$ -	\$ -	\$ -	0.0%	\$ -	-	0.0%	\$ -	0.0%
504012 Fuels & Lubricants - Rev Veh	-	-	-	-	0.0%	-	-	0.0%	-	0.0%
Hydro										
Hydrogen fuel	-	-	-	-	0.0%	-	-	0.0%	-	0.0%
504021 Tires & Tubes	-	-	-	-	0.0%	-	-	0.0%	-	0.0%
504161 Other Mobile Supplies	-	-	-	-	0.0%	-	-	0.0%	-	0.0%
504191 Rev Vehicle Parts	-	-	-	-	0.0%	-	-	0.0%	-	0.0%
Totals \$	-	-	-	-	0.0%	-	-	0.0%	-	0.0%

7C.61

SANTA CRUZ METROPOLITAN TRANSIT DISTRICT FY24 & FY25 OPERATING BUDGET

Operations - 3200

ACCOUNT	June-22	June-23	June-23		June-23		Increase/(Decrease) \$ VAR	% VAR	Increase/(Decrease) \$ VAR	% VAR
	BUDGET FY23	BUDGET FY24	BUDGET FY24	PLAN FY25	BUDGET FY24	PLAN FY25				
OTHER MATERIALS & SUPPLIES										
504205 Freight Out	\$ -	\$ -	\$ -	\$ -	\$ -	\$ -	0.0%	\$ -	0.0%	
504211 Postage & Mailing	226	-	(226)	-	(100.0%)	-	0.0%	-	0.0%	
504214 Promotional Items	-	-	-	-	0.0%	-	0.0%	-	0.0%	
504215 Printing	7,500	7,500	-	7,875	0.0%	375	5.0%	375	5.0%	
504217 Photo Supp/Process	-	-	-	-	0.0%	-	0.0%	-	0.0%	
504311 Office Supplies	8,242	15,000	6,758	15,750	82.0%	750	5.0%	750	5.0%	
504315 Safety Supplies	-	-	-	-	0.0%	-	0.0%	-	0.0%	
504316 COVID-19	-	-	-	-	0.0%	-	0.0%	-	0.0%	
504317 Cleaning Supplies	-	-	-	-	0.0%	-	0.0%	-	0.0%	
504409 Repair/Maint Supplies	-	-	-	-	0.0%	-	0.0%	-	0.0%	
504417 Tenant Repairs	-	-	-	-	0.0%	-	0.0%	-	0.0%	
504421 Non-Inventory Parts	-	-	-	-	0.0%	-	0.0%	-	0.0%	
504511 Small Tools	-	-	-	-	0.0%	-	0.0%	-	0.0%	
504515 Employee Tool Replacement	-	-	-	-	0.0%	-	0.0%	-	0.0%	
Totals \$	15,968 \$	22,500 \$	6,532 \$	23,625 \$	40.9%	1,125 \$	5.0%	1,125 \$	5.0%	
UTILITIES										
505010 Propulsion Power	\$ -	\$ -	\$ -	\$ -	0.0%	\$ -	0.0%	\$ -	0.0%	
505011 Gas & Electric	-	-	-	-	0.0%	-	0.0%	-	0.0%	
505021 Water & Garbage	-	-	-	-	0.0%	-	0.0%	-	0.0%	
505031 Telecommunications	18,326	12,239	(6,087)	12,851	(33.2%)	612	5.0%	612	5.0%	
Totals \$	18,326 \$	12,239 \$	(6,087)	12,851 \$	(33.2%)	612 \$	5.0%	612 \$	5.0%	
CASUALTY & LIABILITY										
506011 Insurance - Property	\$ -	\$ -	\$ -	\$ -	0.0%	\$ -	0.0%	\$ -	0.0%	
506015 Insurance - PL/PD	-	-	-	-	0.0%	-	0.0%	-	0.0%	
506021 Insurance - Other	-	-	-	-	0.0%	-	0.0%	-	0.0%	
506123 Settlement Costs	-	-	-	-	0.0%	-	0.0%	-	0.0%	
506127 Repairs - District Prop	-	-	-	-	0.0%	-	0.0%	-	0.0%	
Totals \$	- \$	- \$	- \$	- \$	0.0%	- \$	0.0%	- \$	0.0%	

7C.62

SANTA CRUZ METROPOLITAN TRANSIT DISTRICT FY24 & FY25 OPERATING BUDGET

Operations - 3200

ACCOUNT	June-22	June-23	June-23		June-23		Increase/(Decrease) \$ VAR	% VAR	June-23 PLAN FY25	Increase/(Decrease) \$ VAR	% VAR
	BUDGET FY23	BUDGET FY24	BUDGET FY24	BUDGET FY24	BUDGET FY24	BUDGET FY24					
TAXES											
507051 Fuel Tax	\$ -	\$ -	\$ -	\$ -	\$ -	\$ -	0.0%	0.0%	-	\$ -	0.0%
507201 Licenses & Permits	-	-	-	-	-	-	0.0%	0.0%	-	-	0.0%
507999 Other Taxes	-	-	-	-	-	-	0.0%	0.0%	-	-	0.0%
Totals	\$ -	\$ -	\$ -	\$ -	\$ -	\$ -	0.0%	0.0%	-	\$ -	0.0%
MISC EXPENSE											
509011 Dues/Subscriptions	\$ -	\$ -	\$ -	\$ -	\$ -	\$ -	0.0%	0.0%	-	\$ -	0.0%
509081 Advertising - District Promo	-	-	-	-	-	-	0.0%	0.0%	-	-	0.0%
509101 Employee Incentive Program	-	5,000	5,000	5,000	5,000	5,250	100.0%	5.0%	5,250	250	5.0%
509121 Employee Training	12,583	12,790	12,790	207	207	13,430	1.6%	5.0%	13,430	640	5.0%
509122 BOD Travel	-	-	-	-	-	-	0.0%	0.0%	-	-	0.0%
509123 Travel	7,417	7,603	7,603	186	186	7,983	2.5%	5.0%	7,983	380	5.0%
509125 Local Meeting Expense	-	300	300	300	300	315	100.0%	5.0%	315	15	5.0%
509127 Board Director Fees	-	-	-	-	-	-	0.0%	0.0%	-	-	0.0%
509150 Contributions	-	-	-	-	-	-	0.0%	0.0%	-	-	0.0%
509198 Cash Over/Short	-	-	-	-	-	-	0.0%	0.0%	-	-	0.0%
509999 Other Misc Expense	-	-	-	-	-	-	0.0%	0.0%	-	-	0.0%
Totals	\$ 20,000	\$ 25,693	\$ 25,693	\$ 5,693	\$ 5,693	\$ 26,978	28.5%	5.0%	26,978	\$ 1,285	5.0%
INTEREST EXPENSE & DEBT SERVICE											
511102 Interest Expense - Loan	\$ -	\$ -	\$ -	\$ -	\$ -	\$ -	0.0%	0.0%	-	\$ -	0.0%
511103 Interest Expense - POB	-	-	-	-	-	-	0.0%	0.0%	-	-	0.0%
524000 Principal - POB	-	-	-	-	-	-	0.0%	0.0%	-	-	0.0%
Totals	\$ -	\$ -	\$ -	\$ -	\$ -	\$ -	0.0%	0.0%	-	\$ -	0.0%
LEASES & RENTALS											
512011 Facility Lease	\$ 28,846	\$ 109,588	\$ 109,588	\$ 80,742	\$ 80,742	\$ 111,065	279.9%	1.3%	111,065	\$ 1,477	1.3%
512061 Equipment Rental	-	-	-	-	-	-	0.0%	0.0%	-	-	0.0%
Totals	\$ 28,846	\$ 109,588	\$ 109,588	\$ 80,742	\$ 80,742	\$ 111,065	279.9%	1.3%	111,065	\$ 1,477	1.3%
PERSONNEL TOTAL											
	\$ 2,726,610	\$ 2,605,788	\$ 2,605,788	\$ (120,822)	\$ (120,822)	\$ 2,669,043	(4.4%)	2.4%	2,669,043	\$ 63,255	2.4%
NON-PERSONNEL TOTAL											
	\$ 102,462	\$ 189,504	\$ 189,504	\$ 87,042	\$ 87,042	\$ 194,977	85.0%	2.9%	194,977	\$ 5,473	2.9%
TOTAL OPERATING EXPENSES	\$ 2,829,072	\$ 2,795,292	\$ 2,795,292	\$ (33,780)	\$ (33,780)	\$ 2,864,020	(1.2%)	2.5%	2,864,020	\$ 68,728	2.5%

7C.63

SANTA CRUZ METROPOLITAN TRANSIT DISTRICT FY24 & FY25 OPERATING BUDGET

Bus Operators - 3300

ACCOUNT	June-22		June-23		June-23		Increase/(Decrease) \$ VAR	% VAR	Increase/(Decrease) \$ VAR	% VAR
	BUDGET FY23	BUDGET FY24	BUDGET FY24	BUDGET FY25	PLAN FY25					
501011 Bus Operator Pay	\$ 9,163,711	\$ 8,956,620	\$ (207,091)	(2.3%)	\$ 9,043,208	\$ 86,588	1.0%			
501013 Bus Operator OT	691,545	499,988	(191,557)	(27.7%)	500,018	30	0.0%			
501021 Other Salaries	-	-	-	0.0%	-	-	0.0%			
501023 Other OT	-	-	-	0.0%	-	-	0.0%			
Totals	\$ 9,855,256	\$ 9,456,608	\$ (398,648)	(4.0%)	\$ 9,543,226	\$ 86,618	0.9%			
FRINGE BENEFITS										
502011 Medicare/Soc. Sec.	\$ 166,917	\$ 163,681	\$ (3,236)	(1.9%)	\$ 165,738	\$ 2,057	1.3%			
502021 Retirement	1,043,963	1,176,631	132,668	12.7%	1,180,464	3,833	0.3%			
502022 Retirement UAL	508,030	-	(508,030)	(100.0%)	-	-	0.0%			
502031 Medical Ins	4,061,479	3,989,485	(71,994)	(1.8%)	4,277,269	287,784	7.2%			
502041 Dental Ins	206,474	213,464	6,990	3.4%	217,530	4,066	1.9%			
502045 Vision Ins	42,780	42,780	-	0.0%	42,780	-	0.0%			
502051 Life Ins/AD&D	18,540	18,083	(457)	(2.5%)	18,540	457	2.5%			
502060 State Disability Ins (SDI)	124,721	100,750	(23,971)	(19.2%)	106,298	5,548	5.5%			
502061 Long Term Disability Ins	71,015	72,821	1,806	2.5%	73,981	1,160	1.6%			
502071 State Unemployment Ins (SUI)	22,010	16,275	(5,735)	(26.1%)	17,360	1,085	6.7%			
502081 Worker's Comp Ins	459,989	491,017	31,028	6.7%	505,748	14,731	3.0%			
502101 Holiday Pay	328,078	326,476	(1,602)	(0.5%)	333,650	7,174	2.2%			
502103 Floating Holiday	-	-	-	0.0%	-	-	0.0%			
502109 Sick Leave	512,649	510,128	(2,521)	(0.5%)	521,363	11,235	2.2%			
502111 Annual Leave	928,950	918,726	(10,224)	(1.1%)	953,732	35,006	3.8%			
502121 Other Paid Absence	76,871	76,507	(364)	(0.5%)	78,202	1,695	2.2%			
502251 Phys. Exams	10,500	12,571	2,071	19.7%	13,200	629	5.0%			
502253 Driver Lic Renewal	1,534	1,666	132	8.6%	1,749	83	5.0%			
502999 Other Fringe Benefits	20,495	28,495	8,000	39.0%	28,650	155	0.5%			
Totals	\$ 8,604,995	\$ 8,159,556	\$ (445,439)	(5.2%)	\$ 8,536,254	\$ 376,698	4.6%			

Attachment C

SANTA CRUZ METROPOLITAN TRANSIT DISTRICT FY24 & FY25 OPERATING BUDGET

Bus Operators - 3300

ACCOUNT	June-22	June-23	June-23		June-23	Increase/(Decrease)	
	BUDGET FY23	BUDGET FY24	\$ VAR	% VAR	PLAN FY25	\$ VAR	% VAR
SERVICES							
503011 Acting/Audit Fees	\$ -	\$ -	\$ -	0.0%	-	\$ -	0.0%
503012 Admin/Bank Fees	-	-	-	0.0%	-	-	0.0%
503031 Prof/Technical Fees	-	-	-	0.0%	-	-	0.0%
503032 Legislative Services	-	-	-	0.0%	-	-	0.0%
503033 Legal Services	-	-	-	0.0%	-	-	0.0%
503034 Pre-Employment Exams	-	-	-	0.0%	-	-	0.0%
503041 Temp Help	-	-	-	0.0%	-	-	0.0%
503161 Custodial Services	-	-	-	0.0%	-	-	0.0%
503162 Uniforms/Laundry	54,060	3,000	(51,060)	(94.5%)	3,150	150	5.0%
503171 Security Services	-	-	-	0.0%	-	-	0.0%
503221 Classified/Legal Ads	-	-	-	0.0%	-	-	0.0%
503222 Legal Ads	-	-	-	0.0%	-	-	0.0%
503225 Graphic Services	-	-	-	0.0%	-	-	0.0%
503351 Repair - Bldg & Impr	-	-	-	0.0%	-	-	0.0%
503352 Repair - Equipment	-	-	-	0.0%	-	-	0.0%
503353 Repair - Rev Vehicle	-	-	-	0.0%	-	-	0.0%
503354 Repair - Non Rev Vehicle	-	-	-	0.0%	-	-	0.0%
503363 Haz Mat Disposal	-	-	-	0.0%	-	-	0.0%
Totals	\$ 54,060	\$ 3,000	\$ (51,060)	(94.5%)	\$ 3,150	\$ 150	5.0%

MISC EXPENSE

509011 Dues/Subscriptions	\$ -	\$ -	\$ -	0.0%	-	\$ -	0.0%
509081 Advertising - District Promo	-	-	-	0.0%	-	-	0.0%
509101 Employee Incentive Program	9,500	9,690	190	2.0%	10,175	485	5.0%
509121 Employee Training	1,650	1,691	41	2.5%	1,776	85	5.0%
509122 BOD Travel	-	-	-	0.0%	-	-	0.0%
509123 Travel	-	-	-	0.0%	-	-	0.0%
509125 Local Meeting Expense	-	-	-	0.0%	-	-	0.0%
509127 Board Director Fees	-	-	-	0.0%	-	-	0.0%
509150 Contributions	-	-	-	0.0%	-	-	0.0%
509198 Cash Over/Short	-	-	-	0.0%	-	-	0.0%
509999 Other Misc Expense	-	-	-	0.0%	-	-	0.0%
Totals	\$ 11,150	\$ 11,381	\$ 231	2.1%	\$ 11,951	\$ 570	5.0%

FY24- FY25_OpEX_Budget_V12
Bus Operators - 3300

**SANTA CRUZ METROPOLITAN TRANSIT DISTRICT
FY24 & FY25 OPERATING BUDGET**

Bus Operators - 3300

ACCOUNT	June-22	June-23	June-23		June-23	June-23	
	BUDGET FY23	BUDGET FY24	Increase/(Decrease) \$ VAR	% VAR	PLAN FY25	Increase/(Decrease) \$ VAR	% VAR
PERSONNEL TOTAL	\$ 18,460,251	\$ 17,616,164	\$ (844,087)	(4.6%)	\$ 18,079,480	\$ 463,316	2.6%
NON-PERSONNEL TOTAL	\$ 65,210	\$ 14,381	\$ (50,829)	(77.9%)	\$ 15,101	\$ 720	5.0%
TOTAL OPERATING EXPENSES	\$ 18,525,461	\$ 17,630,545	\$ (894,916)	(4.8%)	\$ 18,094,581	\$ 464,036	2.6%

Attachment C

7C.66

SANTA CRUZ METROPOLITAN TRANSIT DISTRICT FY24 & FY25 OPERATING BUDGET

Fleet Maint - 4100

ACCOUNT	June-22		June-23		June-23		Increase/(Decrease) \$ VAR	% VAR	Increase/(Decrease) \$ VAR	% VAR
	BUDGET FY23	BUDGET FY24	BUDGET FY24	BUDGET FY25	PLAN FY25					
LABOR										
501011 Bus Operator Pay	\$ -	\$ -	\$ -	\$ -	\$ -	\$ -	0.0%	\$ -	0.0%	
501013 Bus Operator OT	-	-	-	-	-	-	0.0%	-	0.0%	
501021 Other Salaries	2,316,410	2,305,151	2,305,151	2,318,813	2,318,813	(11,259)	(0.5%)	13,662	0.6%	
501023 Other OT	100,272	116,829	116,829	122,667	122,667	16,557	16.5%	5,838	5.0%	
Totals \$	2,416,682 \$	2,421,980 \$	2,421,980 \$	2,441,480 \$	2,441,480 \$	5,298	0.2%	19,500	0.8%	
FRINGE BENEFITS										
502011 Medicare/Soc. Sec.	\$ 42,185	\$ 43,196	\$ 43,196	\$ 43,657	\$ 43,657	1,011	2.4%	461	1.1%	
502021 Retirement	272,736	312,589	312,589	311,947	311,947	39,853	14.6%	(642)	(0.2%)	
502022 Retirement UAL	132,715	-	-	-	-	(132,715)	(100.0%)	-	0.0%	
502031 Medical Ins	937,937	934,387	934,387	1,001,781	1,001,781	(3,550)	(0.4%)	67,394	7.2%	
502041 Dental Ins	50,660	52,400	52,400	53,406	53,406	1,740	3.4%	1,006	1.9%	
502045 Vision Ins	10,488	10,488	10,488	10,488	10,488	-	0.0%	-	0.0%	
502051 Life Ins/AD&D	4,656	4,550	4,550	4,668	4,668	(106)	(2.3%)	118	2.6%	
502060 State Disability Ins (SDI)	31,463	26,585	26,585	28,002	28,002	(4,878)	(15.5%)	1,417	5.3%	
502061 Long Term Disability Ins	17,661	18,258	18,258	18,349	18,349	597	3.4%	91	0.5%	
502071 State Unemployment Ins (SUI)	5,396	3,990	3,990	4,256	4,256	(1,406)	(26.1%)	266	6.7%	
502081 Worker's Comp Ins	115,739	120,378	120,378	123,990	123,990	4,639	4.0%	3,612	3.0%	
502101 Holiday Pay	86,259	87,254	87,254	88,693	88,693	995	1.2%	1,439	1.6%	
502103 Floating Holiday	6,420	6,420	6,420	6,420	6,420	-	0.0%	-	0.0%	
502109 Sick Leave	129,390	130,887	130,887	133,042	133,042	1,497	1.2%	2,155	1.6%	
502111 Annual Leave	303,834	311,563	311,563	320,628	320,628	7,729	2.5%	9,065	2.9%	
502121 Other Paid Absence	20,219	20,453	20,453	20,789	20,789	234	1.2%	336	1.6%	
502251 Phys. Exams	3,200	3,200	3,200	3,360	3,360	-	0.0%	160	5.0%	
502253 Driver Lic Renewal	350	500	500	500	500	150	42.9%	-	0.0%	
502999 Other Fringe Benefits	11,052	11,052	11,052	11,090	11,090	-	0.0%	38	0.3%	
Totals \$	2,182,360 \$	2,098,150 \$	2,098,150 \$	2,185,066 \$	2,185,066 \$	(84,210)	(3.9%)	86,916	4.1%	

Attachment C

7C.67

SANTA CRUZ METROPOLITAN TRANSIT DISTRICT FY24 & FY25 OPERATING BUDGET

Fleet Maint - 4100

ACCOUNT	June-22		June-23		June-23		Increase/(Decrease)		Increase/(Decrease)	
	BUDGET	FY23	BUDGET	FY24	PLAN	FY25	\$ VAR	% VAR	\$ VAR	% VAR
SERVICES										
503011 Accting/Audit Fees	\$	-	\$	-	\$	-	\$	0.0%	-	0.0%
503012 Admin/Bank Fees		-		-		-		0.0%	-	0.0%
503031 Prof/Technical Fees		8,700		9,000		9,000		3.4%	-	0.0%
503032 Legislative Services		-		-		-		0.0%	-	0.0%
503033 Legal Services		-		-		-		0.0%	-	0.0%
503034 Pre-Employment Exams		-		-		-		0.0%	-	0.0%
503041 Temp Help		-		-		-		0.0%	-	0.0%
503161 Custodial Services		-		-		-		0.0%	-	0.0%
503162 Uniforms/Laundry		22,000		27,912		27,912		26.9%	-	0.0%
503171 Security Services		-		-		-		0.0%	-	0.0%
503221 Classified/Legal Ads		-		-		-		0.0%	-	0.0%
503222 Legal Ads		-		-		-		0.0%	-	0.0%
503225 Graphic Services		-		-		-		0.0%	-	0.0%
503351 Repair - Bldg & Impr		38,000		26,600		26,100		(30.0%)	(500)	(1.9%)
503352 Repair - Equipment		611,480		654,926		595,081		43,446	(59,845)	(9.1%)
503353 Repair - Rev Vehicle		58,575		72,075		72,176		13,500	101	0.1%
503354 Repair - Non Rev Vehicle		-		-		-		-	-	0.0%
503363 Haz Mat Disposal		-		-		-		0.0%	-	0.0%
Totals	\$	738,755	\$	790,513	\$	730,269	\$	7.0%	(60,244)	(7.6%)
MOBILE MATERIALS & SUPPLIES										
504011 Fuels & Lubricants - Non Rev Veh	\$	75,440	\$	75,440	\$	79,212	\$	0.0%	3,772	5.0%
504012 Fuels & Lubricants - Rev Veh		2,000,000		3,764,296		3,896,958		1,764,296	132,662	3.5%
Hydrogen fuel		-		-		250,000		0.0%	250,000	100.0%
504021 Tires & Tubes		217,000		217,000		227,850		0.0%	10,850	5.0%
504161 Other Mobile Supplies		-		-		-		0.0%	-	0.0%
504191 Rev Vehicle Parts		1,033,840		1,369,299		1,431,314		335,459	62,015	4.5%
Totals	\$	3,326,280	\$	5,426,035	\$	5,885,334	\$	63.1%	459,299	8.5%

Attachment C

SANTA CRUZ METROPOLITAN TRANSIT DISTRICT FY24 & FY25 OPERATING BUDGET

Fleet Maint - 4100

ACCOUNT	June-22		June-23		June-23		June-23			
	BUDGET	FY23	BUDGET	FY24	Increase/(Decrease)	% VAR	PLAN	Increase/(Decrease)		
					\$ VAR	% VAR	FY25	\$ VAR	% VAR	
OTHER MATERIALS & SUPPLIES										
504205 Freight Out	\$	8,300	\$	5,000	\$ (3,300)	(39.8%)	\$	5,500	\$ 500	10.0%
504211 Postage & Mailing		-		-	-	0.0%	-	-	-	0.0%
504214 Promotional Items		-		-	-	0.0%	-	-	-	0.0%
504215 Printing		1,000		1,000	-	0.0%	1,050	50	5.0%	
504217 Photo Supp/Process		-		-	-	0.0%	-	-	-	0.0%
504311 Office Supplies		2,000		2,600	600	30.0%	2,730	130	5.0%	
504315 Safety Supplies		18,000		18,000	-	0.0%	18,900	900	5.0%	
504316 COVID-19		-		-	-	0.0%	-	-	-	0.0%
504317 Cleaning Supplies		11,000		11,000	-	0.0%	11,550	550	5.0%	
504409 Repair/Maint Supplies		-		-	-	0.0%	-	-	-	0.0%
504417 Tenant Repairs		-		-	-	0.0%	-	-	-	0.0%
504421 Non-Inventory Parts		52,475		52,475	-	0.0%	55,099	2,624	5.0%	
504511 Small Tools		12,000		12,000	-	0.0%	12,600	600	5.0%	
504515 Employee Tool Replacement		3,000		3,000	-	0.0%	3,150	150	5.0%	
Totals \$	\$	107,775	\$	105,075	(\$ 2,700)	(2.5%)	\$ 110,579	\$ 5,504	5.2%	
UTILITIES										
505010 Propulsion Power	\$	100,000	\$	150,000	\$ 50,000	50.0%	\$ 157,500	\$ 7,500	5.0%	
505011 Gas & Electric		-		-	-	0.0%	-	-	0.0%	
505021 Water & Garbage		-		-	-	0.0%	-	-	0.0%	
505031 Telecommunications		60,000		58,000	(\$ 2,000)	(3.3%)	59,000	1,000	1.7%	
Totals \$	\$	160,000	\$	208,000	\$ 48,000	30.0%	\$ 216,500	\$ 8,500	4.1%	
CASUALTY & LIABILITY										
506011 Insurance - Property	\$	-	\$	-	-	0.0%	\$	-	0.0%	
506015 Insurance - PL/PD		-		-	-	0.0%	-	-	0.0%	
506021 Insurance - Other		-		-	-	0.0%	-	-	0.0%	
506123 Settlement Costs		-		-	-	0.0%	-	-	0.0%	
506127 Repairs - District Prop		-		-	-	0.0%	-	-	0.0%	
Totals \$	\$	-	\$	-	-	0.0%	\$	-	0.0%	

Attachment C

7C.69

SANTA CRUZ METROPOLITAN TRANSIT DISTRICT FY24 & FY25 OPERATING BUDGET

Fleet Maint - 4100

ACCOUNT	June-22		June-23		June-23		Increase/(Decrease) \$ VAR	% VAR	Increase/(Decrease) \$ VAR	% VAR
	BUDGET FY23	BUDGET FY24	BUDGET FY24	PLAN FY25	PLAN FY25					
TAXES										
507051 Fuel Tax	\$ 17,500	\$ 15,000	\$ 15,000	\$ 15,000	\$ (2,500)	(14.3%)	\$ (2,500)	(14.3%)	\$ -	0.0%
507201 Licenses & Permits	-	-	-	-	-	0.0%	-	0.0%	-	0.0%
507999 Other Taxes	-	-	-	-	-	0.0%	-	0.0%	-	0.0%
Totals	\$ 17,500	\$ 15,000	\$ 15,000	\$ 15,000	\$ (2,500)	(14.3%)	\$ (2,500)	(14.3%)	\$ -	0.0%
MISC EXPENSE										
509011 Dues/Subscriptions	\$ 8,100	\$ 5,970	\$ 5,970	\$ 6,025	\$ (2,130)	(26.3%)	\$ (2,130)	(26.3%)	\$ 55	0.9%
509081 Advertising - District Promo	-	-	-	-	-	0.0%	-	0.0%	-	0.0%
509101 Employee Incentive Program	-	500	500	525	500	100.0%	500	100.0%	25	5.0%
509121 Employee Training	17,050	341,150	341,150	341,883	324,100	1900.9%	324,100	1900.9%	733	0.2%
509122 BOD Travel	-	-	-	-	-	0.0%	-	0.0%	-	0.0%
509123 Travel	8,000	8,000	8,000	8,400	-	0.0%	-	0.0%	400	5.0%
509125 Local Meeting Expense	-	1,000	1,000	1,050	1,000	100.0%	1,000	100.0%	50	5.0%
509127 Board Director Fees	-	-	-	-	-	0.0%	-	0.0%	-	0.0%
509150 Contributions	-	-	-	-	-	0.0%	-	0.0%	-	0.0%
509198 Cash Over/Short	-	-	-	-	-	0.0%	-	0.0%	-	0.0%
509999 Other Misc Expense	-	-	-	-	-	0.0%	-	0.0%	-	0.0%
Totals	\$ 33,150	\$ 356,620	\$ 356,620	\$ 357,883	\$ 323,470	975.8%	\$ 323,470	975.8%	\$ 1,263	0.4%
INTEREST EXPENSE & DEBT SERVICE										
511102 Interest Expense - Loan	\$ -	\$ -	\$ -	\$ -	\$ -	0.0%	\$ -	0.0%	\$ -	0.0%
511103 Interest Expense - POB	-	-	-	-	-	0.0%	-	0.0%	-	0.0%
524000 Principal - POB	-	-	-	-	-	0.0%	-	0.0%	-	0.0%
Totals	\$ -	\$ -	\$ -	\$ -	\$ -	0.0%	\$ -	0.0%	\$ -	0.0%
LEASES & RENTALS										
512011 Facility Lease	\$ -	\$ -	\$ -	\$ -	\$ -	0.0%	\$ -	0.0%	\$ -	0.0%
512061 Equipment Rental	1,500	300	300	300	(1,200)	(80.0%)	(1,200)	(80.0%)	-	0.0%
Totals	\$ 1,500	\$ 300	\$ 300	\$ 300	\$ (1,200)	(80.0%)	\$ (1,200)	(80.0%)	\$ -	0.0%
PERSONNEL TOTAL										
	\$ 4,599,042	\$ 4,520,130	\$ 4,520,130	\$ 4,626,546	\$ (78,912)	(1.7%)	\$ (78,912)	(1.7%)	\$ 106,416	2.4%
NON-PERSONNEL TOTAL										
	\$ 4,384,960	\$ 6,901,543	\$ 6,901,543	\$ 7,315,865	\$ 2,516,583	57.4%	\$ 2,516,583	57.4%	\$ 414,322	6.0%
TOTAL OPERATING EXPENSES	\$ 8,984,002	\$ 11,421,673	\$ 11,421,673	\$ 11,942,411	\$ 2,437,671	27.1%	\$ 2,437,671	27.1%	\$ 520,738	4.6%

7C.70

SANTA CRUZ METROPOLITAN TRANSIT DISTRICT FY24 & FY25 OPERATING BUDGET

District Counsel - 1700

ACCOUNT	June-22		June-23		June-23		Increase/(Decrease) \$ VAR	% VAR	Increase/(Decrease) \$ VAR	% VAR
	BUDGET FY23	BUDGET FY24	BUDGET FY24	BUDGET FY25	PLAN FY25					
SERVICES										
503011 Accting/Audit Fees	\$ -	\$ -	\$ -	\$ -	\$ -	0.0%	-	\$ -	0.0%	
503012 Admin/Bank Fees	-	-	-	-	-	0.0%	-	-	0.0%	
503031 Prof/Technical Fees	3,091	3,166	75	3,324	158	2.4%	158	5.0%		
503032 Legislative Services	-	-	-	-	-	0.0%	-	-	0.0%	
503033 Legal Services	435,096	554,346	119,250	567,963	13,617	27.4%	13,617	2.5%		
503034 Pre-Employment Exams	-	-	-	-	-	0.0%	-	-	0.0%	
503041 Temp Help	-	-	-	-	-	0.0%	-	-	0.0%	
503161 Custodial Services	-	-	-	-	-	0.0%	-	-	0.0%	
503162 Uniforms/Laundry	-	-	-	-	-	0.0%	-	-	0.0%	
503171 Security Services	-	-	-	-	-	0.0%	-	-	0.0%	
503221 Classified/Legal Ads	-	-	-	-	-	0.0%	-	-	0.0%	
503222 Legal Ads	-	-	-	-	-	0.0%	-	-	0.0%	
503225 Graphic Services	-	-	-	-	-	0.0%	-	-	0.0%	
503351 Repair - Bldg & Impr	-	-	-	-	-	0.0%	-	-	0.0%	
503352 Repair - Equipment	-	-	-	-	-	0.0%	-	-	0.0%	
503353 Repair - Rev Vehicle	-	-	-	-	-	0.0%	-	-	0.0%	
503354 Repair - Non Rev Vehicle	-	-	-	-	-	0.0%	-	-	0.0%	
503363 Haz Mat Disposal	-	-	-	-	-	0.0%	-	-	0.0%	
Totals	\$ 438,187	\$ 557,512	\$ 119,325	\$ 571,287	\$ 13,775	27.2%	\$ 13,775	2.5%		

PERSONNEL TOTAL	\$ -	\$ -	\$ -	\$ -	\$ -	0.0%	\$ -	0.0%
NON-PERSONNEL TOTAL	\$ 438,187	\$ 557,512	\$ 119,325	\$ 571,287	\$ 13,775	27.2%	\$ 13,775	2.5%
TOTAL OPERATING EXPENSES	\$ 438,187	\$ 557,512	\$ 119,325	\$ 571,287	\$ 13,775	27.2%	\$ 13,775	2.5%

7C.71

**SANTA CRUZ METROPOLITAN TRANSIT DISTRICT
FY24 & FY25 OPERATING BUDGET
COVID - 9002**

ACCOUNT	June-22 BUDGET FY23	June-23 BUDGET FY24	June-23 PLAN FY25	Increase/(Decrease) \$ VAR	Increase/(Decrease) % VAR	Increase/(Decrease) \$ VAR	Increase/(Decrease) % VAR
SERVICES							
503011 Accting/Audit Fees	\$ -	\$ -	\$ -	\$ -	0.0%	\$ -	0.0%
503012 Admin/Bank Fees	-	-	-	-	0.0%	-	0.0%
503031 Prof/Technical Fees	-	-	-	-	0.0%	-	0.0%
503032 Legislative Services	-	-	-	-	0.0%	-	0.0%
503033 Legal Services	20,000	-	-	(20,000)	(100.0%)	-	0.0%
503034 Pre-Employment Exams	-	-	-	-	0.0%	-	0.0%
503041 Temp Help	72,000	-	-	(72,000)	(100.0%)	-	0.0%
503161 Custodial Services	-	-	-	-	0.0%	-	0.0%
503162 Uniforms/Laundry	-	-	-	-	0.0%	-	0.0%
503171 Security Services	-	-	-	-	0.0%	-	0.0%
503221 Classified/Legal Ads	-	-	-	-	0.0%	-	0.0%
503222 Legal Ads	-	-	-	-	0.0%	-	0.0%
503225 Graphic Services	-	-	-	-	0.0%	-	0.0%
503351 Repair - Bldg & Impr	-	-	-	-	0.0%	-	0.0%
503352 Repair - Equipment	-	-	-	-	0.0%	-	0.0%
503353 Repair - Rev Vehicle	-	-	-	-	0.0%	-	0.0%
503354 Repair - Non Rev Vehicle	-	-	-	-	0.0%	-	0.0%
503363 Haz Mat Disposal	-	-	-	-	0.0%	-	0.0%
Totals	\$ 92,000	\$ -	\$ -	\$ (92,000)	(100.0%)	\$ -	0.0%
OTHER MATERIALS & SUPPLIES							
504205 Freight Out	\$ -	\$ -	\$ -	\$ -	0.0%	\$ -	0.0%
504211 Postage & Mailing	28,000	-	-	(28,000)	(100.0%)	-	0.0%
504214 Promotional Items	-	-	-	-	0.0%	-	0.0%
504215 Printing	7,500	-	-	(7,500)	(100.0%)	-	0.0%
504217 Photo Supp/Process	-	-	-	-	0.0%	-	0.0%
504311 Office Supplies	-	-	-	-	0.0%	-	0.0%
504315 Safety Supplies	78,212	-	-	(78,212)	(100.0%)	-	0.0%
504316 COVID-19	-	-	-	-	0.0%	-	0.0%
504317 Cleaning Supplies	17,000	-	-	(17,000)	(100.0%)	-	0.0%
504409 Repair/Maint Supplies	75,000	-	-	(75,000)	(100.0%)	-	0.0%
504417 Tenant Repairs	-	-	-	-	0.0%	-	0.0%
504421 Non-Inventory Parts	-	-	-	-	0.0%	-	0.0%
504511 Small Tools	-	-	-	-	0.0%	-	0.0%
504515 Employee Tool Replacement	-	-	-	-	0.0%	-	0.0%
Totals	\$ 205,712	\$ -	\$ -	\$ (205,712)	(100.0%)	\$ -	0.0%
PERSONNEL TOTAL	\$ -	\$ -	\$ -	\$ -	0.0%	\$ -	0.0%
NON-PERSONNEL TOTAL	\$ 297,712	\$ -	\$ -	\$ (297,712)	(100.0%)	\$ -	0.0%
TOTAL OPERATING EXPENSES	\$ 297,712	\$ -	\$ -	\$ (297,712)	(100.0%)	\$ -	0.0%

SANTA CRUZ METROPOLITAN TRANSIT DISTRICT FY24 & FY25 OPERATING BUDGET

Retirees - 9005

ACCOUNT	June-22		June-23		June-23		June-23		
	BUDGET	FY23	BUDGET	FY24	Increase/(Decrease)	% VAR	PLAN	FY25	
					\$ VAR		\$ VAR	% VAR	
FRINGE BENEFITS									
502011 Medicare/Soc. Sec.	\$	-	\$	-	\$	0.0%	\$	-	0.0%
502021 Retirement		-		-		0.0%		-	0.0%
502022 Retirement UAL		-		-		0.0%		-	0.0%
502031 Medical		3,431,057		3,622,758	191,701	5.6%		3,883,957	7.2%
502041 Dental		57,445		54,919	(2,526)	(4.4%)		55,848	1.7%
502045 Vision		16,692		14,856	(1,836)	(11.0%)		14,856	0.0%
502051 Life/AD&D/EAP		6,336		5,697	(639)	(10.1%)		5,868	3.0%
502060 State Disability Ins (SDI)		-		-	-	0.0%		-	0.0%
502061 Long Term Disability Ins		-		-	-	0.0%		-	0.0%
502071 State Unemployment Ins (SUI)		-		-	-	0.0%		-	0.0%
502081 Worker's Comp Ins		-		-	-	0.0%		-	0.0%
502101 Holiday Pay		-		-	-	0.0%		-	0.0%
502103 Floating Holiday		-		-	-	0.0%		-	0.0%
502109 Sick Leave		-		-	-	0.0%		-	0.0%
502111 Annual Leave		-		-	-	0.0%		-	0.0%
502121 Other Paid Absence		-		-	-	0.0%		-	0.0%
502251 Phys. Exams		-		-	-	0.0%		-	0.0%
502253 Driver Lic Renewal		-		-	-	0.0%		-	0.0%
502999 Other Fringe Benefits		110,810		78,387	(32,423)	(29.3%)		84,039	7.2%
Totals	\$	3,622,340	\$	3,776,617	\$ 154,277	4.3%	\$	4,044,568	\$ 267,951
<hr/>									
PERSONNEL TOTAL	\$	3,622,340	\$	3,776,617	\$ 154,277	4.3%	\$	4,044,568	\$ 267,951
NON-PERSONNEL TOTAL	\$	-	\$	-	-	0.0%	\$	-	0.0%
<hr/>									
TOTAL OPERATING EXPENSES	\$	3,622,340	\$	3,776,617	\$ 154,277	4.3%	\$	4,044,568	\$ 267,951

7C.73

**SANTA CRUZ METROPOLITAN TRANSIT DISTRICT
FY24 & FY25 OPERATING BUDGET**

SCCIC - 700

ACCOUNT	June-22		June-23		June-23		Increase/(Decrease) \$ VAR	% VAR	Increase/(Decrease) \$ VAR	% VAR
	BUDGET FY23	BUDGET FY24	BUDGET FY24	PLAN FY25	PLAN FY25					
SERVICES										
503011 Accting/Audit Fees	\$	275 \$	250 \$		\$	(25)	(9.1%)	\$	250 \$	0.0%
503012 Admin/Bank Fees		-	-			-	0.0%		-	0.0%
503031 Prof/Technical Fees		-	-			-	0.0%		-	0.0%
503032 Legislative Services		-	-			-	0.0%		-	0.0%
503033 Legal Services		-	-			-	0.0%		-	0.0%
503034 Pre-Employment Exams		-	-			-	0.0%		-	0.0%
503041 Temp Help		-	-			-	0.0%		-	0.0%
503161 Custodial Services		-	-			-	0.0%		-	0.0%
503162 Uniforms/Laundry		-	-			-	0.0%		-	0.0%
503171 Security Services		-	-			-	0.0%		-	0.0%
503221 Classified/Legal Ads		-	-			-	0.0%		-	0.0%
503222 Legal Ads		-	-			-	0.0%		-	0.0%
503225 Graphic Services		-	-			-	0.0%		-	0.0%
503351 Repair - Bldg & Impr		-	-			-	0.0%		-	0.0%
503352 Repair - Equipment		-	-			-	0.0%		-	0.0%
503353 Repair - Rev Vehicle		-	-			-	0.0%		-	0.0%
503354 Repair - Non Rev Vehicle		-	-			-	0.0%		-	0.0%
503363 Haz Mat Disposal		-	-			-	0.0%		-	0.0%
Totals	\$	275 \$	250 \$		\$	(25)	(9.1%)	\$	250 \$	0.0%

PERSONNEL TOTAL	\$	- \$	- \$		\$	-	0.0%	\$	- \$	0.0%
NON-PERSONNEL TOTAL	\$	275 \$	250 \$		\$	(25)	(9.1%)	\$	250 \$	0.0%
TOTAL OPERATING EXPENSES	\$	275 \$	250 \$		\$	(25)	(9.1%)	\$	250 \$	0.0%

7C.74

Attachment D

FY24 & FY25 OPERATING BUDGET Funded Personnel - Full Time Equivalent (FTE) Summary

Department	Authorized FY23 2022	Funded FY23 2022	Authorized FY24 2023	Funded FY24 2023	Authorized FY25 2023	Funded FY25 2023
Administration - 1100	5.00	4.00	5.00	4.00	5.00	4.00
Finance - 1200	12.00	11.00	13.00	11.00	13.00	11.00
Customer Service - 1300	19.25	13.00	19.25	10.00	19.25	10.00
Marketing - 1325	2.00	2.00	2.00	2.00	2.00	2.00
Human Resources - 1400	10.00	6.00	11.00	7.00	11.00	7.00
Information Technology - 1500	9.00	6.00	9.00	6.00	9.00	6.00
Planning, Grants, Governmental Affairs - 1600	13.00	5.00	13.00	6.00	13.00	6.00
District Counsel - 1700	3.00	0.00	3.00	0.00	3.00	0.00
Safety, Security, and Risk Management - 1800	3.00	2.00	3.00	2.00	3.00	2.00
Purchasing - 1900	5.00	4.00	5.00	4.00	5.00	4.00
Inventory Mgmt - 2000	5.00	5.00	6.00	5.00	6.00	5.00
Facilities Maintenance - 2200	23.00	18.00	23.00	18.00	23.00	18.00
Paratransit - 3100	54.00	42.00	58.00	45.00	58.00	45.00
Operations - 3200	23.00	18.00	24.00	18.00	24.00	18.00
Bus Operators - 3300	171.00	155.00	171.00	155.00	171.00	155.00
Fleet Maintenance - 4100	58.00	38.00	62.00	38.00	62.00	38.00
Total Full-Time Equivalents (FTEs)	415.25	329.00	427.25	331.00	427.25	331.00

**FY24 & FY25 OPERATING BUDGET
Funded Personnel - Full Time Equivalent (FTE)
Administration - 1100**

Position Title	Authorized FY23 2022	Funded FY23 2022	Authorized FY24 2023	Funded FY24 2023	Authorized FY25 2023	Funded FY25 2023
CEO/General Manager	1.00	1.00	1.00	1.00	1.00	1.00
Chief Operations Officer	1.00	1.00	1.00	1.00	1.00	1.00
Executive Assistant	1.00	1.00	1.00	1.00	1.00	1.00
Administrative Assistant	1.00	0.00	1.00	0.00	1.00	0.00
Administrative Specialist	1.00	1.00	1.00	1.00	1.00	1.00
Total Full-Time Equivalents (FTEs)	5.00	4.00	5.00	4.00	5.00	4.00

**FY24 & FY25 OPERATING BUDGET
Funded Personnel - Full Time Equivalent (FTE)
Finance - 1200**

Position Title	Authorized FY23 2022	Funded FY23 2022	Authorized FY24 2023	Funded FY24 2023	Authorized FY25 2023	Funded FY25 2023
Chief Financial Officer (CFO)	1.00	1.00	1.00	1.00	1.00	1.00
Finance Deputy Director	1.00	1.00	1.00	1.00	1.00	1.00
Accountant II	1.00	1.00	1.00	1.00	1.00	1.00
Accountant III	1.00	1.00	1.00	1.00	1.00	1.00
Accounting Specialist	1.00	1.00	1.00	1.00	1.00	1.00
Senior Accounting Tech	1.00	1.00	1.00	1.00	1.00	1.00
Senior Payroll Specialist	1.00	1.00	1.00	1.00	1.00	1.00
Senior Payroll Administrator *	1.00	1.00	1.00	1.00	1.00	1.00
Senior Financial Analyst	0.00	0.00	1.00	1.00	1.00	1.00
Financial Analyst *	1.00	1.00	1.00	1.00	1.00	1.00
Revenue Account Program Manager	1.00	1.00	1.00	1.00	1.00	1.00
Revenue Collection Clerk	1.00	0.00	1.00	0.00	1.00	0.00
Project Manager	1.00	1.00	1.00	1.00	1.00	1.00
Total Full-Time Equivalents (FTEs)	12.00	11.00	13.00	11.00	13.00	11.00

* Unfund Finance Analyst, Fund Senior Payroll Administrator in FY24/FY25 Budget

**FY24 & FY25 OPERATING BUDGET
Funded Personnel - Full Time Equivalent (FTE)
Customer Service - 1300**

Position Title	Authorized FY23 2022	Funded FY23 2022	Authorized FY24 2023	Funded FY24 2023	Authorized FY25 2023	Funded FY25 2023
Mobility Training Coordinator **	1.00	1.00	1.00	0.00	1.00	0.00
Customer Service Manager	1.00	1.00	1.00	1.00	1.00	1.00
Customer Service Supervisor	2.00	0.00	2.00	0.00	2.00	0.00
Customer Service Coordinator	0.00	0.00	0.00	0.00	0.00	0.00
Customer Service Representative **	12.00	9.00	12.00	7.00	12.00	7.00
Senior Customer Service Representative *	2.00	1.00	2.00	2.00	2.00	2.00
Revenue Account Program Manager	0.00	0.00	0.00	0.00	0.00	0.00
Customer Service Assistant **	1.25	1.00	1.25	0.00	1.25	0.00
Total Full-Time Equivalents (FTEs)	19.25	13.00	19.25	10.00	19.25	10.00

*Fund 1 FTE Sr. Customer Service Representative approved by BoD Jan 2023

** Unfund 2 FTE Customer Service Representatives, 1 FTE Mobility Training Coordinator, 1 FTE Customer Service Assistant in FY24/FY25 budget

**FY24 & FY25 OPERATING BUDGET
Funded Personnel - Full Time Equivalent (FTE)
Marketing - 1325**

Position Title	Authorized FY23 2022	Funded FY23 2022	Authorized FY24 2023	Funded FY24 2023	Authorized FY25 2023	Funded FY25 2023
Marketing, Communications and Customer Service Director	1.00	1.00	1.00	1.00	1.00	1.00
Marketing Assistant *	1.00	1.00	1.00	1.00	1.00	1.00
Total Full-Time Equivalents (FTEs)	2.00	2.00	2.00	2.00	2.00	2.00

Split off from Dept 1300 FY24 budget process, includes historical info

**FY24 & FY25 OPERATING BUDGET
Funded Personnel - Full Time Equivalent (FTE)
Human Resources - 1400**

Position Title	Authorized FY23 2022	Funded FY23 2022	Authorized FY24 2023	Funded FY24 2023	Authorized FY25 2023	Funded FY25 2023
Human Resources Director	1.00	1.00	1.00	1.00	1.00	1.00
Human Resources Deputy Director	1.00	1.00	1.00	1.00	1.00	1.00
Human Resources Technician	1.00	0.00	1.00	0.00	1.00	0.00
HR Analyst I *	2.00	2.00	3.00	3.00	3.00	3.00
HR Analyst II	1.00	1.00	1.00	1.00	1.00	1.00
Benefits Technician	1.00	0.00	1.00	0.00	1.00	0.00
Human Resources Specialist	1.00	0.00	1.00	0.00	1.00	0.00
Human Resources Clerk	1.00	0.00	1.00	0.00	1.00	0.00
Paralegal II	1.00	1.00	1.00	1.00	1.00	1.00
Total Full-Time Equivalents (FTEs)	10.00	6.00	11.00	7.00	11.00	7.00

Fund 1 FTE HR Analyst - 24 month Provisional, approved at Feb 2023 BoD meeting

**FY24 & FY25 OPERATING BUDGET
Funded Personnel - Full Time Equivalent (FTE)
Information Technology - 1500**

Position Title	Authorized FY23 2022	Funded FY23 2022	Authorized FY24 2023	Funded FY24 2023	Authorized FY25 2023	Funded FY25 2023
Information Technology and ITS Director	1.00	1.00	1.00	1.00	1.00	1.00
IT Project Coordinator*	1.00	1.00	1.00	1.00	1.00	1.00
Asst Manager of Information Technology	1.00	0.00	1.00	0.00	1.00	0.00
Senior Database Administrator	2.00	1.00	2.00	1.00	2.00	1.00
Database Administrator	1.00	1.00	1.00	1.00	1.00	1.00
Systems Administrator/Senior	1.00	1.00	1.00	1.00	1.00	1.00
Information Technology Support Analyst I/II	2.00	1.00	2.00	1.00	2.00	1.00
Total Full-Time Equivalents (FTEs)	9.00	6.00	9.00	6.00	9.00	6.00

*Provisional position (1 FTE) to be funded for 24 months

**FY24 & FY25 OPERATING BUDGET
Funded Personnel - Full Time Equivalent (FTE)
Planning, Grants, Governmental Affairs - 1600**

Position Title	Authorized FY23 2022	Funded FY23 2022	Authorized FY24 2023	Funded FY24 2023	Authorized FY25 2023	Funded FY25 2023
Planning and Development Director	1.00	1.00	1.00	1.00	1.00	1.00
Grants/Legislative Analyst*	2.00	0.00	2.00	1.00	2.00	1.00
Capital Planning and Grants Program Manager	1.00	1.00	1.00	1.00	1.00	1.00
Transportation Planning Supervisor	1.00	0.00	1.00	0.00	1.00	0.00
Senior Transportation Planner	1.00	0.00	1.00	0.00	1.00	0.00
Transit Surveyor	1.00	0.00	1.00	0.00	1.00	0.00
Planning Aide	1.00	0.00	1.00	0.00	1.00	0.00
Transportation Planner I	1.00	0.00	1.00	0.00	1.00	0.00
Transportation Planner II	1.00	1.00	1.00	1.00	1.00	1.00
Planning Data Analyst	1.00	1.00	1.00	1.00	1.00	1.00
Schedule Analyst	2.00	1.00	2.00	1.00	2.00	1.00
Total Full-Time Equivalents (FTEs)	13.00	5.00	13.00	6.00	13.00	6.00

*Fund 1 FTE Grants/Legislative Analyst in FY24/FY25 Budget

**FY24 & FY25 OPERATING BUDGET
Funded Personnel - Full Time Equivalent (FTE)
District Counsel - 1700**

Position Title	Authorized FY23 2022	Funded FY23 2022	Authorized FY24 2023	Funded FY24 2023	Authorized FY25 2023	Funded FY25 2023
District Counsel	1.00	0.00	1.00	0.00	1.00	0.00
Administrative Assistant	1.00	0.00	1.00	0.00	1.00	0.00
Paralegal II	1.00	0.00	1.00	0.00	1.00	0.00
Total Full-Time Equivalents (FTEs)	3.00	0.00	3.00	0.00	3.00	0.00

**FY24 & FY25 OPERATING BUDGET
Funded Personnel - Full Time Equivalent (FTE)
Safety, Security, and Risk Management - 1800**

Position Title	Authorized FY23 2022	Funded FY23 2022	Authorized FY24 2023	Funded FY24 2023	Authorized FY25 2023	Funded FY25 2023
Safety, Security and Risk Director	1.00	1.00	1.00	1.00	1.00	1.00
Claims Technician II	1.00	0.00	1.00	0.00	1.00	0.00
Safety and Training Program Specialist I	1.00	1.00	1.00	1.00	1.00	1.00
Total Full-Time Equivalents (FTEs)	3.00	2.00	3.00	2.00	3.00	2.00

**FY24 & FY25 OPERATING BUDGET
Funded Personnel - Full Time Equivalent (FTE)
Purchasing - 1900**

Position Title	Authorized FY23 2022	Funded FY23 2022	Authorized FY24 2023	Funded FY24 2023	Authorized FY25 2023	Funded FY25 2023
Purchasing Manager	1.00	1.00	1.00	1.00	1.00	1.00
Administrative Specialist	1.00	0.00	1.00	0.00	1.00	0.00
Purchasing Agent	1.00	1.00	1.00	1.00	1.00	1.00
Purchasing Assistant	1.00	1.00	1.00	1.00	1.00	1.00
Buyer	1.00	1.00	1.00	1.00	1.00	1.00
Total Full-Time Equivalents (FTEs)	5.00	4.00	5.00	4.00	5.00	4.00

**FY24 & FY25 OPERATING BUDGET
Funded Personnel - Full Time Equivalent (FTE)
Inventory Management - 2000**

Position Title	Authorized FY23 2022	Funded FY23 2022	Authorized FY24 2023	Funded FY24 2023	Authorized FY25 2023	Funded FY25 2023
Parts and Materials Manager	0.00	0.00	1.00	1.00	1.00	1.00
Parts and Materials Supervisor	1.00	1.00	1.00	1.00	1.00	1.00
Lead Parts and Materials Clerk	1.00	1.00	1.00	1.00	1.00	1.00
Parts and Materials Clerk*	3.00	3.00	3.00	2.00	3.00	2.00
Total Full-Time Equivalents (FTEs)	5.00	5.00	6.00	5.00	6.00	5.00

Split off from Dept 1900 FY24 budget process, includes historical info

** Fund Parts & Materials Manager, Unfund 1 FTE Parts & Materials Clerk in FY24/FY25 budget*

**FY24 & FY25 OPERATING BUDGET
Funded Personnel - Full Time Equivalent (FTE)
Facilities Maintenance - 2200**

Position Title	Authorized FY23 2022	Funded FY23 2022	Authorized FY24 2023	Funded FY24 2023	Authorized FY25 2023	Funded FY25 2023
Facilities Maintenance Manager	1.00	1.00	1.00	1.00	1.00	1.00
Facilities Maintenance Supervisor	1.00	1.00	1.00	1.00	1.00	1.00
Lead Facilities Maintenance Worker	1.00	1.00	1.00	1.00	1.00	1.00
Administrative Specialist	1.00	1.00	1.00	1.00	1.00	1.00
Facilities Maintenance Worker II	7.00	4.00	7.00	4.00	7.00	4.00
Facilities Maintenance Worker I	2.00	2.00	2.00	2.00	2.00	2.00
Administrative Assistant	1.00	0.00	1.00	0.00	1.00	0.00
Custodial Supervisor	1.00	1.00	1.00	1.00	1.00	1.00
Lead Custodial Service Worker	1.00	1.00	1.00	1.00	1.00	1.00
Custodial Service Worker	7.00	6.00	7.00	6.00	7.00	6.00
Total Full-Time Equivalents (FTEs)	23.00	18.00	23.00	18.00	23.00	18.00

**FY24 & FY25 OPERATING BUDGET
Funded Personnel - Full Time Equivalent (FTE)
Paratransit - 3100**

Position Title	Authorized FY23 2022	Funded FY23 2022	Authorized FY24 2023	Funded FY24 2023	Authorized FY25 2023	Funded FY25 2023
Operations Manager: Paratransit Division	1.00	1.00	1.00	1.00	1.00	1.00
Accessible Services Coordinator*	0.00	0.00	1.00	1.00	1.00	1.00
Paratransit Eligibility Coordinator	1.00	1.00	1.00	1.00	1.00	1.00
Assistant Operations Manager: Paratransit	1.00	0.00	1.00	0.00	1.00	0.00
Assistant Operations & Customer Service Manager*	0.00	0.00	1.00	1.00	1.00	1.00
Reservation & Scheduling Coord	1.00	0.00	1.00	0.00	1.00	0.00
Safety/Road Response Coord	1.00	0.00	1.00	0.00	1.00	0.00
Dispatcher	5.00	0.00	5.00	0.00	5.00	0.00
Dispatcher/Scheduler*	5.00	5.00	7.00	7.00	7.00	7.00
Paratransit Clerk I-II-III **	2.00	1.00	2.00	0.00	2.00	0.00
Van Operator	34.00	31.00	34.00	31.00	34.00	31.00
Paratransit Supervisor	3.00	3.00	3.00	3.00	3.00	3.00
Total Full-Time Equivalents (FTEs)	54.00	42.00	58.00	45.00	58.00	45.00

* Fund 2 FTE Dispatcher/Scheduler, 1 FTE Accessible Services Coordinator, 1 FTE Assistant Operations & Customer Service Manager in FY24/FY25 budget

** Unfund Paratransit Clerk III in FY24/FY25 budget

**FY24 & FY25 OPERATING BUDGET
Funded Personnel - Full Time Equivalent (FTE)
Operations - 3200**

Position Title	Authorized FY23 2022	Funded FY23 2022	Authorized FY24 2023	Funded FY24 2023	Authorized FY25 2023	Funded FY25 2023
Operations Manager: Fixed Route Division	1.00	1.00	1.00	1.00	1.00	1.00
Assistant Operations Manager	1.00	0.00	1.00	0.00	1.00	0.00
Transit Supervisor	15.00	11.00	15.00	11.00	15.00	11.00
Safety & Training Coordinator *	2.00	2.00	3.00	3.00	3.00	3.00
Assistant Safety & Training Coordinator ***	1.00	1.00	1.00	0.00	1.00	0.00
Administrative Supervisor	1.00	1.00	1.00	1.00	1.00	1.00
Administrative Assistant	1.00	1.00	1.00	1.00	1.00	1.00
Payroll Specialist	1.00	1.00	1.00	1.00	1.00	1.00
Total Full-Time Equivalents (FTEs)	23.00	18.00	24.00	18.00	24.00	18.00

* Fund Safety & Training Coordinator 1 FTE - approved at 10/28/22 BoD meeting
 *** Unfund Assistant Safety & Training Coordinator 1 FTE in FY24/FY25 budget process

**FY24 & FY25 OPERATING BUDGET
Funded Personnel - Full Time Equivalent (FTE)
Bus Operators - 3300**

Position Title	Authorized		Funded		Authorized		Funded		Authorized		Funded	
	FY23 2022	171.00	FY23 2022	155.00	FY24 2023	171.00	FY24 2023	155.00	FY25 2023	171.00	FY25 2023	155.00
Bus Operators	171.00		155.00		171.00		155.00		171.00		155.00	
Total Full-Time Equivalents (FTEs)	171.00		155.00		171.00		155.00		171.00		155.00	

Attachment D

FY24 & FY25 OPERATING BUDGET Funded Personnel - Full Time Equivalent (FTE) Fleet Maintenance - 4100

Position Title	Authorized FY23 2022	Funded FY23 2022	Authorized FY24 2023	Funded FY24 2023	Authorized FY25 2023	Funded FY25 2023
	Maintenance Manager	1.00	1.00	1.00	1.00	1.00
Maintenance Trainer ***	0.00	0.00	1.00	1.00	1.00	1.00
Fleet Maintenance Supervisor	3.00	2.00	3.00	2.00	3.00	2.00
Lead Mechanic	6.00	4.00	6.00	4.00	6.00	4.00
Mechanic III **	4.00	2.00	4.00	3.00	4.00	3.00
Mechanic I - II *	18.00	15.00	22.00	14.00	22.00	14.00
Assistant Maintenance Manager	1.00	0.00	1.00	0.00	1.00	0.00
Vehicle Body Repair Mechanic	1.00	0.00	1.00	0.00	1.00	0.00
Administrative Assistant Supervisor	1.00	0.00	1.00	0.00	1.00	0.00
Administrative Specialist	1.00	0.00	1.00	0.00	1.00	0.00
Administrative Clerk	1.00	0.00	1.00	0.00	1.00	0.00
Accounting Technician/Senior	2.00	1.00	2.00	1.00	2.00	1.00
Upholsterer I - II *	1.00	1.00	0.00	0.00	0.00	0.00
Lead Vehicle Service Worker	2.00	2.00	2.00	2.00	2.00	2.00
Vehicle Service Detailer	2.00	2.00	2.00	2.00	2.00	2.00
Vehicle Service Worker I - II	12.00	7.00	12.00	7.00	12.00	7.00
Electronic Technician	2.00	1.00	2.00	1.00	2.00	1.00
Total Full-Time Equivalents (FTEs)	58.00	38.00	62.00	38.00	62.00	38.00

* Fund Mechanics I 4 FTE, Unfund Upholster I FTE - approved at 9/23/22 BoD meeting

** Fund Mechanic III 1 FTE, Unfund Mechanic I-II 1 FTE in FY24/FY25 budget process

***Fund Maintenance Trainer 1 FTE - approved at Feb 2023 BoD meeting

- THIS PAGE INTENTIONALLY LEFT BLANK -

Attachment E

SANTA CRUZ METROPOLITAN TRANSIT DISTRICT														
FY24 CAPITAL BUDGET/PORTFOLIO-ANTICIPATED SPENDING														
AS OF JUNE 23, 2023														
PROJECT/ACTIVITY	RESTRICTED	RESTRICTED	RESTRICTED	RESTRICTED	RESTRICTED	RESTRICTED	RESTRICTED	RESTRICTED	RESTRICTED	RESTRICTED	RESTRICTED	RESTRICTED	BUS REPLACEMENT FUND	
													\$3M PER YEAR (MEASURE D + SBT STA&SGR)	RESTRICTED
	FEDERAL FUNDS	TIRCP	STIP	LCTOP	LPP	VW GRANT	PG&E REBATES & MBARD	STA-SGR (SB 1)	MEASURE D (XFR FROM OPER BUDGET)	OPERATING & CAPITAL RESERVE FUND	TOTAL			
CAPITAL PROGRAM FUNDING														
Federal Sources of Funds:														
Federal Grants (FTA)	\$ 235,328													\$ 235,328
USDOT 2022 Multimodal Projects Discretionary Grant (MPDG)	\$ -													\$ -
State /Other Sources of Funds:														
State Transportation Improvement Program (STIP)			\$ -											\$ -
Low Carbon Transit Operations Program (LCTOP)			\$ -											\$ -
Local Partnership Program (LPP)				\$ 302,000										\$ 302,000
State Transit Assistance (STA)-Prior Years														\$ -
Transfers from Operating Budget (STA-SB1)														\$ -
STA-SGR (SB1)								\$ -						\$ -
Transfers from Operating Budget (Measure D)									\$ 3,707,478					\$ 3,707,478
TIRCP		\$ 7,694,091												\$ 7,694,091
VW GRANT						\$ -								\$ -
PG&E REBATES & MBARD							\$ -							\$ -
Local Sources of Funds:														
Operating and Capital Reserve Fund														\$ 9,420,289
TOTAL CAPITAL FUNDING BY FUNDING SOURCE	\$ 235,328	\$ 7,694,091	\$ -	\$ -	\$ 302,000	\$ -	\$ -	\$ -	\$ 3,707,478				\$ 9,420,289	\$ 21,359,186
Restricted Funds	\$ 235,328	\$ 7,694,091	\$ -	\$ -	\$ 302,000	\$ -	\$ -	\$ -	\$ 3,707,478				\$ 9,420,289	\$ 11,938,897
Unrestricted Funds													\$ 9,420,289	\$ 9,420,289
TOTAL CAPITAL FUNDING	\$ 235,328	\$ 7,694,091	\$ -	\$ -	\$ 302,000	\$ -	\$ -	\$ -	\$ 3,707,478				\$ 9,420,289	\$ 21,359,186
* NOTE: The amounts listed here represent the amounts committed against awarded grants and projects, and therefore will not equal the \$3M allocated to the Bus Replacement Fund in any given year.														

**SANTA CRUZ METROPOLITAN TRANSIT DISTRICT
FY24 CAPITAL BUDGET/PORTFOLIO
AS OF JUNE 23, 2023**

	PROJECT/ACTIVITY	RESTRICTED	TIRCP	STIP	LCTOP	LPP	VW GRANT	PG&E REBATES & MBARD	BUS REPLACEMENT FUND		OPERATING & CAPITAL RESERVE FUND	TOTAL
									\$3M PER YEAR (MEASURE D + SB1 STA&SGR)	RESTRICTED		
Construction Related Projects												
1	19-0001 New METRO Owned Paracruz Facility-FY20 LPP (Grant Match for 5339(b))										\$ 2,039,924	\$ 2,039,924
2	19-0002 Pacific Station/Metro Center Redevelopment w/ City of SC		\$ 500,000							\$ 3,990,608		\$ 4,490,608
3	24-0001 Scotts Valley Transit Center Roof Replacements and Solar Panel						\$ -				\$ 100,000	\$ 100,000
4	23-0010 Rapid Bus Enhancements - Soquel Drive & Main Street Corridor		\$ 5,100,000				\$ -				\$ 4,400,000	\$ 9,500,000
5	24-0009 Watsonville Parking Lot (Construction & Buildings)						\$ -				\$ 1,500,000	\$ 1,500,000
6	24-0014 Watsonville Station Redevelopment		\$ 8,500,000									\$ 8,500,000
7	23-0005b New Hydrogen Fueling Station + Project Management		\$ 8,950,000								\$ 3,000,000	\$ 11,950,000
	Subtotal		\$ 23,050,000	\$ -	\$ -	\$ -	\$ -	\$ -	\$ -	\$ 3,990,608	\$ 11,039,924	\$ 38,080,532
IT Projects												
8	19-0004 ERP Consultant & System										\$ 2,615,976	\$ 2,615,976
9	24-0002 Web Site Upgrade										\$ 250,000	\$ 250,000
10	24-0013 Integrated Ticketing and Schedule Optimization		\$ 375,000								\$ 375,000	\$ 750,000
	Subtotal		\$ 375,000	\$ -	\$ -	\$ -	\$ -	\$ -	\$ -	\$ -	\$ 2,865,976	\$ 3,240,976
Facilities Upgrades & Improvements												
11	19-0006 Maint Yard-Security Hardening/Expanded Parking										\$ 183,483	\$ 183,483
12	19-0006c Automated gates (Bay 11 & Route 4) Design & Installation										\$ 100,000	\$ 100,000
13	19-0006d HVAC Bay 11 Design & Installation										\$ 120,347	\$ 120,347
14	19-0013 JKS Facility - Upper Security Gates (Reserves)										\$ 195,492	\$ 195,492
15	19-0020 Admin Bldg, Engineering & Renovations										\$ 20,000	\$ 20,000
16	19-0018a Awning @ Fueling Station - Construction Phase (FTA 5339a FY2		\$ 235,328									\$ 235,328
17	23-0005c Maintenance Facility Upgrades		\$ 1,500,000								\$ 55,000	\$ 1,555,000
18	24-0003 Trailer mounted hot water high pressure washer system										\$ 300,000	\$ 300,000
19	24-0010 12 Bus Shelters (\$25K/shelter)										\$ 974,322	\$ 974,322
	Subtotal		\$ 1,500,000	\$ -	\$ -	\$ -	\$ -	\$ -	\$ -	\$ -	\$ 974,322	\$ 2,709,650
Revenue Vehicle Purchases, Replacements & Campaigns												
20	19-0027 FY18 STIP - AVL/ITS (STIP, Measure D)										\$ 421,768	\$ 421,768
21	20-0001 7 Replacement Paracruz Vans (FY19 LPP, Measure D)			\$ -		\$ 302,000					\$ 692,000	\$ 994,000
22	19-0032 3 New Flyer Repl. Capital Lease - Year 4 of 6 Prin Only - (Measure D) Interest funded in Operating Budget \$32K										\$ 117,185	\$ 117,185
23	25-0001 12 HFCBs: \$1.4M/Bus (TIRCP,LPP + HVIP; \$240K/Bus) FY25		\$ 13,020,000	\$ -		\$ 900,000	\$ -					\$ 13,920,000
24	23-0001a 12 HFCB: \$1.4M/Bus (FTA 5339b, MPDG, VW Grant for 5 HFCBs: \$400K/Bus; BRF: SGR & Measure D + HVIP: \$240K/Bus for 7 HFCBs) FY26		\$ 6,480,000	\$ -		\$ -	\$ 2,000,000				\$ 5,340,000	\$ 15,120,000
25	24-0004 10 CNG ARTICS (BRF; Measure D)		\$ -	\$ -		\$ -	\$ -				\$ 1,000,000	\$ 1,000,000
26	23-0008 3 HFCBs: \$1.4M/Bus (VW Grant: \$400K/Bus, BRF: SGR & Measure D)		\$ -	\$ -		\$ -	\$ 1,200,000				\$ -	\$ 1,200,000
27	24-0014 2 HFCBs: \$1.4M/Bus (FTA FY 22 & 23 5339a, BRF: SGR, HVIP: \$240K/Bus)		\$ 1,024,778	\$ -		\$ -	\$ -				\$ -	\$ 1,024,778
	Subtotal		\$ 7,504,778	\$ 13,020,000	\$ -	\$ 1,202,000	\$ 3,200,000	\$ -	\$ -	\$ 4,595,222	\$ 8,570,953	\$ 38,092,953

Attachment E

SANTA CRUZ METROPOLITAN TRANSIT DISTRICT FY24 CAPITAL BUDGET/PORTFOLIO AS OF JUNE 23, 2023

PROJECT/ACTIVITY	RESTRICTED	TIRCP	STIP	LCTOP	LPP	VW GRANT	PG&E REBATES & MBARD	BUS REPLACEMENT FUND		OPERATING & CAPITAL RESERVE FUND	TOTAL
								\$3M PER YEAR (MEASURE D + SB1 STA&SGR)	RESTRICTED		
CAPITAL PROGRAM FUNDING											
Federal Sources of Funds:											
Federal Grants (FTA)	\$ 2,940,106										\$ 2,940,106
USDOT 2022 Multimodal Projects Discretionary Grant (MPDG)	\$ 4,800,000										\$ 4,800,000
State /Other Sources of Funds:											
State Transportation Improvement Program (STIP)			\$ -								
Low Carbon Transit Operations Program (LCTOP)				\$ -							
Local Partnership Program (LPP)					\$ 1,202,000						\$ 1,202,000
State Transit Assistance (STA)-Prior Years											
Transfers from Operating Budget (STA-SB1)											
STA-SGR (SB1)								\$ 4,595,222			\$ 4,595,222
Transfers from Operating Budget (Measure D)									\$ 12,561,561		\$ 12,561,561
TIRCP		\$ 37,945,000									\$ 37,945,000
VW GRANT						\$ 3,200,000					\$ 3,200,000
PG&E REBATES & MBARD							\$ -				\$ -
Local Sources of Funds:											
Operating and Capital Reserve Fund										\$ 15,837,286	\$ 15,837,286
TOTAL CAPITAL FUNDING BY FUNDING SOURCE	\$ 7,740,106	\$ 37,945,000	\$ -	\$ -	\$ 1,202,000	\$ 3,200,000	\$ -	\$ 4,595,222	\$ 12,561,561	\$ 15,837,286	\$ 83,081,176
Restricted Funds	\$ 7,740,106	\$ 37,945,000	\$ -	\$ -	\$ 1,202,000	\$ 3,200,000	\$ -	\$ 4,595,222	\$ 12,561,561		\$ 67,243,889
Unrestricted Funds										\$ 15,837,286	\$ 15,837,286
TOTAL CAPITAL FUNDING	\$ 7,740,106	\$ 37,945,000	\$ -	\$ -	\$ 1,202,000	\$ 3,200,000	\$ -	\$ 4,595,222	\$ 12,561,561	\$ 15,837,286	\$ 83,081,176
* NOTE: The amounts listed here represent the amounts committed against awarded grants and projects, and therefore will not equal the \$3M allocated to the Bus Replacement Fund in any given year.											

Attachment F

BOARD MEMBER TRAVEL

FY24

American Public Transportation Association (APTA) Meetings

Annual Conference
October 2023
Orlando, FL
Two Board Members

Legislative Conference
April 2024
Washington, DC
Three Board Members

California Transit Association (CTA) Meetings

Annual Meeting
November 2023
Pasadena, CA
One Board Member

Legislative Conference
May 2024
TBD
One Board Member

Additional Travel

Meetings with legislators and government officials in Washington, D.C., San Francisco and Sacramento, as approved by the Chair of the Board.

Expenses related to Board members meeting with CEO/General Manager and staff.

- THIS PAGE INTENTIONALLY LEFT BLANK -

Attachment G

Employee Incentives

FY24/FY25

Event/Activity	FY24	FY25	Department
Agency Rodeo			
Company Picnic	\$ 22,555	\$ 23,683	Administration
Holiday Party			
Transit Driver Appreciation Day			
Awards			
Safe Driver Patches	9,690	10,175	Bus Operators
Line Instruction Patches			
Awards			
Incentive program	2,500	2,500	ParaCruz
Bus Rodeo			
Safety awards	12,534	12,910	Safety & Risk Mgmt
Summer Driver Appreciation Event			
District Service Awards	4,222	4,433	Administration
			Administration
			Finance
Employee Appreciation Event	26,143	27,390	Customer Service
			Human Resources
			Operations
			Fleet Maintenance
Employee Welcome & Promotion kits	2,500	2,500	Human Resources
Total	\$ 80,144	\$ 83,591	

- THIS PAGE INTENTIONALLY LEFT BLANK -

Attachment H

Board Authorized METRO Support Activities

FY24 and FY25

Santa Cruz County Fair

Christmas Parade - Tentatively Santa Cruz & Watsonville

4th of July Parades - Tentatively Scotts Valley, Aptos, & Watsonville

Leadership Santa Cruz

Santa Cruz County Chamber of Commerce Business Expo

Earth Day Event - SJ State University, Pacific Station, & potentially
Watsonville

CA Clean Air Day Event - Pacific Station & potentially Watsonville

Stuff the Bus – Potentially one in November, one in December

Transit Equity Day

Downtown Santa Cruz Kids Day

Downtown Day (for UCSC students)

Veterans Day

Trunk or Treat (Soquel/Santa Cruz & Watsonville)

One Ride at a Time Events – World Wetland’s Day, Beach Clean-Ups,
Youth Field Trips, etc.

"Youth Cruz Free Events – school outreach, events, etc.

Grades K – 12"

Press Events – to launch new campaigns to the public

Senior Events – for ParaCruz

Customer Service Appreciation
Day

Employee Event

Employee Picnic

Transit Worker Appreciation Day

Holiday Party

Operator Appreciation Day

Roadeo

- THIS PAGE INTENTIONALLY LEFT BLANK -

Attachment I

Subscriptions and Memberships FY24 and FY25

Administration

American Public Transportation Association (APTA) Annual Dues	\$	40,035
Bus Coalition		7,915
California Association for Coordinated Transportation (CALACT) Membership Dues		1,220
Chamber of Commerce Membership		2,427
Community Transportation Association of America (CTAA)		4,116
California Transit Association (CTA)		20,000
Center for Transportation (CTE)		5,276
Eastern Contra Costa Transit Agency (ZEBRA)		3,166
Monterey Bay Economic Partnership (MBEP)		5,276
Press Banner Annual Subscription		75
San Jose Mercury News Annual Subscription		180
San Lorenzo Valley Post Annual Subscription		50
SC Sentinel		452
The Pajaronian Annual Subscription		75
Total	\$	90,263

Finance

California Society of Municipal Finance Officers (CSMFO) Membership	\$	233
Government Finance Officers Association (GFOA) Membership		316
Kiplinger Letters		105
Total	\$	654

Human Resources

California Chamber of Commerce (CalChamber)	\$	896
California Public Employers Labor Relations Association (CALPELRA)		1,055
John Dash		501
Next Concept HR Association (NCHRA)		527
Society of Human Resources Management (SHRM)		883
Total	\$	3,862

Planning

American Planning Association and American Planning Association (AICP) annual dues	\$	800
Total	\$	800

Safety & Risk Management

Professional Associations	\$	422
Total	\$	422

Purchasing

Amazon Prime annual fees	\$	208
California Association of Public Procurement Officials (CAPPO)		140
Total	\$	348

Fleet Maintenance

All Data	\$	1,500
Allison Doc (Transmission Software)		720
Cummins (Insite Pro Fleet Books Software)		2,350
Mitchell (Online Vehicle Manuals)		500
Snap-On (Fleet Scanner Software)		300
Valley Power (John Deere Software)		600
Total	\$	5,970

FY24 Total: \$ 102,319

FY25 Total: \$ 107,193

- THIS PAGE INTENTIONALLY LEFT BLANK -

SANTA CRUZ METROPOLITAN TRANSIT DISTRICT
 FY23 SCHEDULE OF RESERVE ACCOUNT BALANCES-PRE-CLOSE PRE-AUDIT
 AS OF 05/25/23

Fund Title	Explanation and Use:	Post Audit Balance at 6/30/22 (Before Capital Commitments)	ESTIMATED Additions/ (Withdrawals) in FY23	ESTIMATED Balance at 6/30/23	Board Adopted Minimum or Target Level	% Funded	ESTIMATED Capital Budget Commitments (FY24 Anticipated Spending)	ESTIMATED Balance at 6/30/23 (After FY24 Anticipated Spending Capital Commitments)	Suggested Guidelines:	Board Adopted Recommendation:
Operating and Capital Reserve Fund (formerly - Operating / Capital Reserves)	Liquid and unrestricted assets that an organization can use to support its operations in the event of an unanticipated loss of revenue or increase in expenses. Includes Alternative Fuel Tax Rebates transferred from the Operating Budget and any excess revenues above actual expenses	\$ 11,092,362	\$ 2,072,838	\$ 13,165,200	N/A	N/A	\$ 9,420,289	\$ 3,744,911	Any use of Operating and Capital Reserves above CEO executive authority will be brought to the BOD for consideration. To be used as the local match for capital grants.	There is no Board Adopted Minimum Balance established; this fund shall not be used to support recurring operating expenditures.
Operations Sustainability Reserve Fund (formerly - Operating Reserves)	Funds set aside to protect the organization's essential services and funding requirements during periods of economic downturn or natural disasters. Target = three months' operating expenses (Payroll and Accounts Payable).	\$ 15,239,985	\$ 1,020,283	\$ 16,260,268	\$ 16,260,268	100%	\$ -	\$ 16,260,268	GFOA recommends, at a minimum, that general-purpose governments, regardless of size, maintain unrestricted fund balance in their general fund of no less than two months of regular general fund operating revenues or regular general fund operating expenditures.	Fund Operations Sustainability Reserve Fund to target level that equals three (3) months of the average operating expenses for the most current fiscal year's budget, to be adjusted annually through the budget process (adopted Revised Reserves Policy on Nov. 15 2019; Target Minimum Balance to be met within three (3) years of the Adoption of the Revised Reserves Policy)
Cash Flow Reserve Fund (formerly - Cash Flow Reserves)	Funds set aside to "cash flow" capital and/or operating expenses incurred before receiving reimbursements from various funding sources (Annual FTA 5307 (& STIC), STA, etc).	\$ 3,000,000	\$ -	\$ 3,000,000	\$ 3,000,000	100%	\$ -	\$ 3,000,000	Staff will manage flexibility of Cash Flow Reserve Fund, according to project levels and capital needs as they fluctuate from year to year.	Fund Cash Flow Reserve Fund to minimum or target levels; set annually through the budget process.
COVID Recovery Fund (estimated balances, not currently included in the Reserves Policy)	The current FY20 Operating budget is expected to have a carryover at the end of the fiscal year due to reimbursement of FTA qualifying operating expenses related to the CARES act and FEMA reimbursements in FY20	\$ 28,914,680	\$ 2,582,991	\$ 31,497,671	N/A	N/A	\$ -	\$ 31,497,671	METRO will reinvest the funds into the FY22 Operating budget and beyond, to sustain services to the greatest extent possible during the economic recovery, or until these funds are exhausted	-
Bus Replacement Fund (estimated balances, not currently included in the Reserves Policy)	strategy was adopted by the Board that results in \$3M per year being dedicated to the annual capital budget. This new strategy created the "Bus Replacement Fund" and establishes consistent annual transfers of STA funds and Measure D funds to the capital budget that are needed to provide funding and stability for the required local match for obsolete fixed-route buses and Paratransit vehicles.	\$ 9,189,272	\$ 1,632,548	\$ 10,821,820	N/A	N/A	\$ 3,707,478	\$ 7,114,342	Annual unspent Measure D, STA, and SGR funds will "accumulate" in the Bus Replacement Fund until they are allocated to specific projects and spent on new replacement buses and vans and improvements.	\$3M per year being dedicated to the annual capital budget
UAL & OPEB Fund (estimated balances, not currently included in the Reserves Policy)	Used to Pay down the CalPERS Unfunded Accrued Liability	\$ 4,000,000	\$ 2,000,000	\$ 6,000,000	N/A	N/A	\$ -	\$ 6,000,000	N/A	\$2M per year being dedicated to the fund
Workers Compensation Reserve Fund (formerly - Workers Compensation Reserves)	Funds set aside to finance the (discounted) long term portion of workers' compensation liability, as of the end of the fiscal year.	\$ 2,307,335	\$ -	\$ 2,307,335	\$ 2,307,335	100%	\$ -	\$ 2,307,335	GASB #10 requires Santa Cruz METRO to accrue a liability on its financial statements for the ultimate cost of claims and expenses associated with all reported and unreported workers' compensation claims.	Fund Workers' Comp Reserves to minimum or target levels; a bi-annual study of potential liability areas and risk shall be the basis for determining minimum reserves.
Liability Insurance Reserve Fund (formerly - Liability Insurance Reserves)	Funds set aside to pay the cost of outstanding liability and physical damage claims + proposed employment practices liability claims. (Self Insured Retention - SIR - \$250K each program)	\$ 687,833	\$ -	\$ 687,833	\$ 687,833	100%	\$ -	\$ 687,833	GASB #10 requires Santa Cruz METRO to accrue a liability on its financial statements for the ultimate cost of claims and expenses associated with all reported and unreported liability and physical damage claims.	Fund Liability Insurance Reserves to minimum or target levels; calculated annually based on the 5-year rolling average of outstanding claims at fiscal year end + \$250K each SIR.
		\$ 74,431,467	\$ 9,308,660	\$ 83,740,127			\$ 13,127,767	\$ 70,612,360		
				A			B	C = A - B		

- THIS PAGE INTENTIONALLY LEFT BLANK -

Measure D: 5-Year Program of Projects (FY24/25-FY25/26)
 Agency: Santa Cruz METRO
 Expenditure Plan Category: Transportation for E&D

		Measure D Revenues										
		FY23/24	FY24/25	FY25/26	FY26/27	FY27/28						
		\$4,268,631	\$4,311,317	\$4,397,543	\$4,485,494	\$4,575,204						
		Estimated Annual Measure D Allocations <i>(update for your agency per RTC notice)</i>										
		Amount of Measure funds to be used										
Name/Road/limits	Description, complete streets components	Total Measure D	FY24	FY25	FY26	FY27	FY28/29	Total cost estimate	Other Funds \$	Other fund sources	Est. Construction start date	Major project? (yes/no)
Fixed route - 7 operators (average cost of Operator with benefits plus cost of mileage driven in year)	frequency, span of service - Routes 35, 40, 41, 68, 69A, 71, 72, 75, 79, 91X		1,020,908	1,053,661	1,092,336	1,130,038	1,171,415					
Fixed route - 4 operators (average cost of Operator with benefits plus cost of mileage driven in year)	Extra Board staffing to ensure reliability/delivery of all service		583,376	602,092	624,192	645,736	669,380					
Fixed route - 1 operator (average cost of Operator with benefits plus cost of mileage driven in year)	Route 71 weekend - 17 additional trips to provide 30 minute frequency in/outbound for 8 hours during the days		145,844	150,523	156,048	161,434	167,345					
Sustaining of ParaCruz service levels	2 operator minus farebox recovery		168,776	174,086	179,250	183,594	188,404					
Total Operations support			1,918,904	1,980,362	2,051,826	2,120,802	2,196,544					
Capital - vehicle replacement & improvements	Funds will be used to maintain METRO's fixed-route and ParaCruz bus fleet in a state of good repair.		2,349,727	2,330,955	2,345,717	2,364,692	2,378,660					
Fixed-route bus and ParaCruz operations	Measure D funding received by METRO will be used to increase Fixed-route service, sustain ParaCruz service, maintain service reliability, and to allow for the purchase of new Fixed-route buses and ParaCruz vans.	22,038,189	\$4,268,631	\$4,311,317	\$4,397,543	\$4,485,494	\$4,575,204			Fares, 1979 Sales Tax, TDA, FTA 5307, STA, STIC, Fuel Tax Credits	Non-applicable	Non-applicable
Estimated Annual Measure D Expenditures			\$4,268,631	\$4,311,317	\$4,397,543	\$4,485,494	\$4,575,204					
Carry over to next fiscal year			\$0	\$0	\$0	\$0	\$0					
Annual Interest Earnings on Measure D Revenues			\$0	\$0	\$0	\$0	\$0					

- THIS PAGE INTENTIONALLY LEFT BLANK -