



**SANTA CRUZ METROPOLITAN TRANSIT DISTRICT (METRO)
FINANCE, BUDGET AND AUDIT STANDING COMMITTEE
MEETING AGENDA
OCTOBER 9, 2020 – 8:00AM**

DUE TO COVID-19, THE OCTOBER 9, 2020 SANTA CRUZ METRO FINANCE, BUDGET AND AUDIT STANDING COMMITTEE MEETING WILL BE CONDUCTED AS A TELECONFERENCE PURSUANT TO THE PROVISIONS OF THE GOVERNOR'S EXECUTIVE ORDERS N-25-20 AND N-29-20, WHICH SUSPEND CERTAIN REQUIREMENTS OF THE RALPH M. BROWN ACT

MEMBERS OF THE PUBLIC MAY NOT ATTEND THIS MEETING IN PERSON.

Directors, staff and the public may participate remotely via the Zoom website [at this link](#) and following the posted instructions or by calling 1-669-900-9128 Meeting ID 856 8786 6236

Public comment may be submitted via email to boardinquiries@scmttd.com. Please indicate in your email the agenda item to which your comment applies. Comments submitted before the meeting will be provided to the Directors before or during the meeting. Comments submitted after the meeting is called to order will be included in the Board's weekly correspondence that is posted online at board meeting packet link.

The Finance, Budget and Audit Standing Committee Meeting Agenda Packet can be found online at www.SCMTD.com.

The Committee may take action on each item on the agenda. The action may consist of the recommended action, a related action or no action. Staff recommendations are subject to action and/or change by the Board of Directors.

COMMITTEE ROSTER

Director Trina Coffman-Gomez
Director Donna Lind
Director Donna Meyers
Director Mike Rotkin

City of Watsonville
City of Scotts Valley
City of Santa Cruz
County of Santa Cruz

Alex Clifford
Julie Sherman

METRO CEO/General Manager
METRO District Counsel

MEETING TIME: 8:00AM

NOTE: THE COMMITTEE CHAIR MAY TAKE ITEMS OUT OF ORDER

1 CALL TO ORDER

2 ROLL CALL

3 ORAL AND WRITTEN COMMUNICATIONS TO THE FINANCE, BUDGET & AUDIT STANDING COMMITTEE

This time is set aside for Directors and members of the public to address any item not on the Agenda, but which is within the matter jurisdiction of the Committee. If you wish to address the Committee, please follow the directions at the top of the agenda. If you have anything that you wish distributed to the Committee and included for the official record, please include it in your email. Comments that require a response may be deferred for staff reply.

4 ADDITIONS OR DELETIONS FROM AGENDA/ADDITIONAL DOCUMENTATION TO SUPPORT EXISTING AGENDA ITEMS

5 MONTHLY FINANCIAL UPDATE

Angela Aitken, CFO

6 COVID-19 TRANSIT FISCAL CRISIS ORAL REPORT

Alex Clifford, CEO

7 ADJOURNMENT

Accessibility for Individuals with Disabilities

This document has been created with accessibility in mind. With the exception of certain 3rd party and other attachments, it passes the Adobe Acrobat XI Accessibility Full Check. If you have any questions about the accessibility of this document, please email your inquiry to accessibility@scmtd.com. Upon request, Santa Cruz METRO will provide for written agenda materials in appropriate alternative formats, or disability-related modification or accommodation, including auxiliary aids or services, to enable individuals with disabilities to participate in and provide comments at/related to public meetings. Please submit a request, including your name, phone number and/or email address, and a description of the modification, accommodation, auxiliary aid, service or alternative format requested at least two days before the meeting. Requests should be emailed to boardinquiries@scmtd.com or submitted by phone to the Executive Assistant at 831.426.6080. Requests made by mail (sent to the Executive Assistant, Santa Cruz METRO, 110 Vernon Street, Santa Cruz, CA 95060) must be received at least two days before the meeting. Requests will be granted whenever possible and resolved in favor of accessibility.

Public Comment

If you wish to address the Board, please follow the directions at the top of the agenda. If you have anything that you wish distributed to the Board and included in the official report, please include it in your email. Comments that require a response may be deferred for staff reply.



Year to Date Monthly Financial Report as of July 31, 2020

Santa Cruz METRO
Finance, Budget & Audit Standing Committee

October 9, 2020

Angela Aitken, Chief Financial Officer

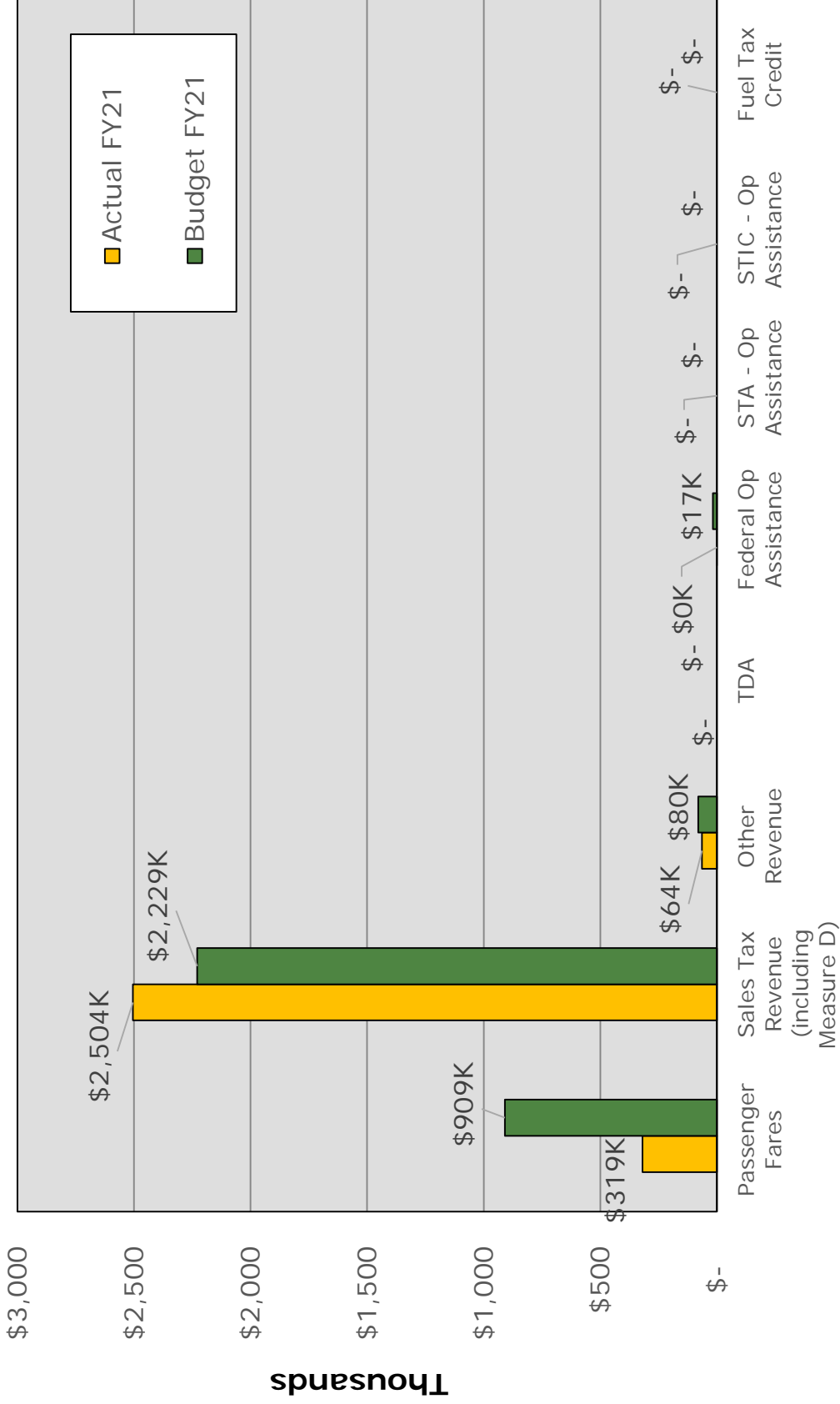
FY21 Operating Revenue and Expenses

Year to Date as of July 31, 2020

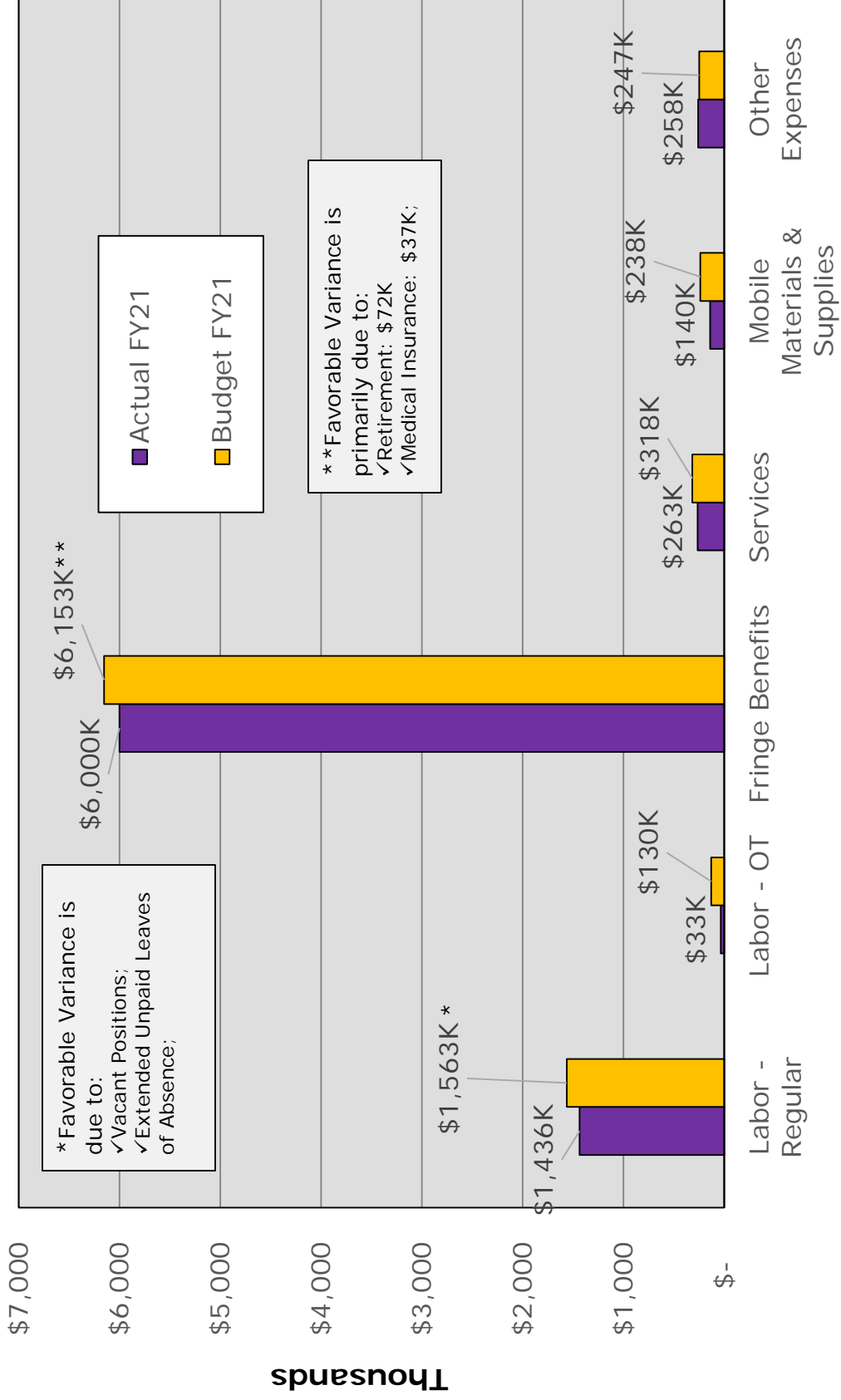
8% of Fiscal Year Elapsed

\$ In Thousands	Actual	Budget	Budget to Actual Favorable/ (Unfavorable)
Operating Revenue:	\$2,888	\$3,235	(\$347)
Operating Expenses:			
Labor - Regular	\$1,436	\$1,563	\$127
Labor - Overtime	\$33	\$130	97
Fringe Benefits	\$6,000	\$6,153	153
Non-Personnel Expenses	\$661	\$803	142
Total Operating Expenses:	\$8,130	\$8,649	\$519
Transfers:	(\$222)	(\$174)	\$48
Operating Balance:			\$124

FY21 Operating Revenue by Major Funding Source Year to Date as of July 31, 2020: 8% of Fiscal Year Elapsed



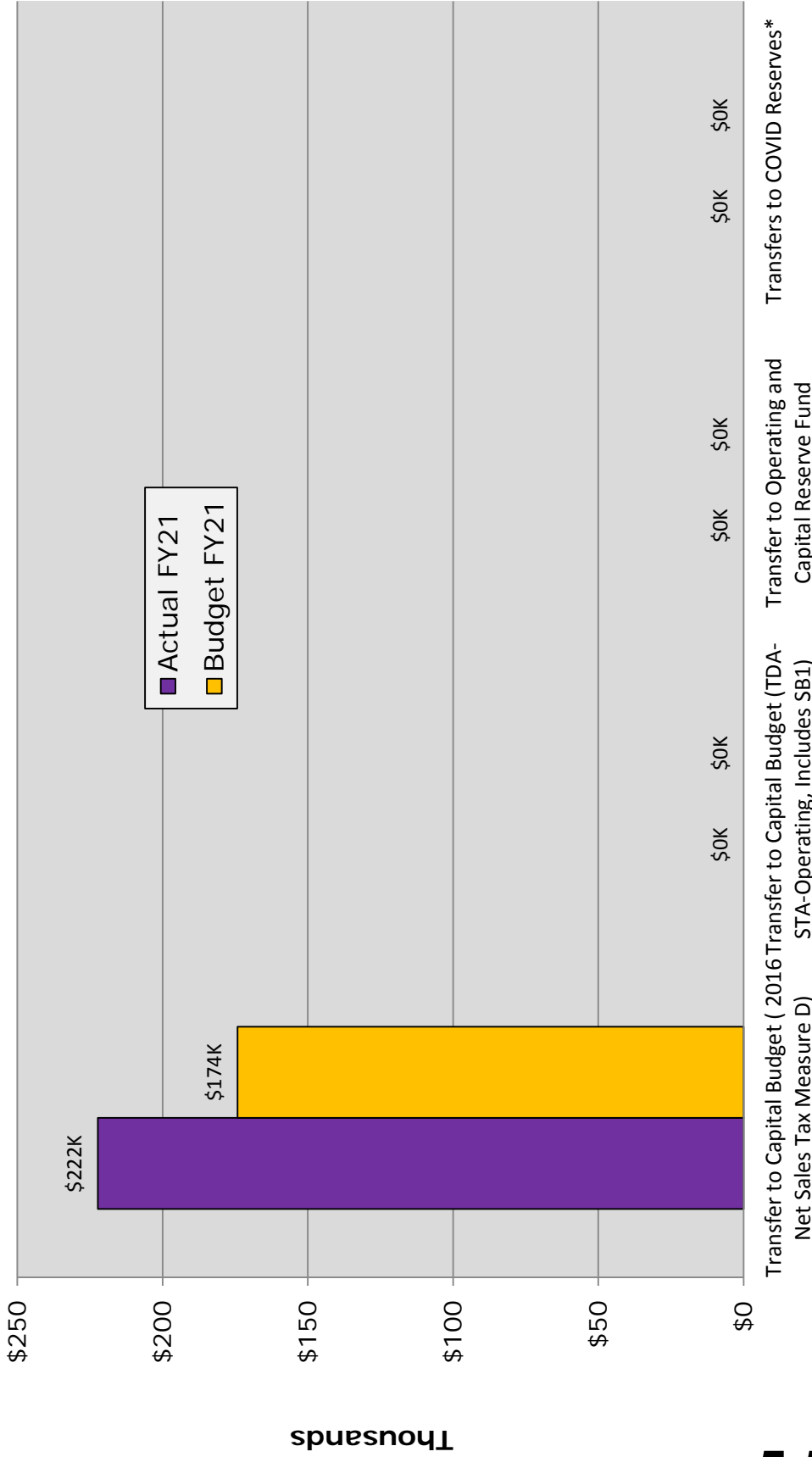
FY21 Operating Expenses by Major Expense Category Year to Date as of July 31, 2020 8% of Fiscal Year Elapsed



FY21 Transfers

Year to Date as of July 31, 2020

8% of Fiscal Year Elapsed

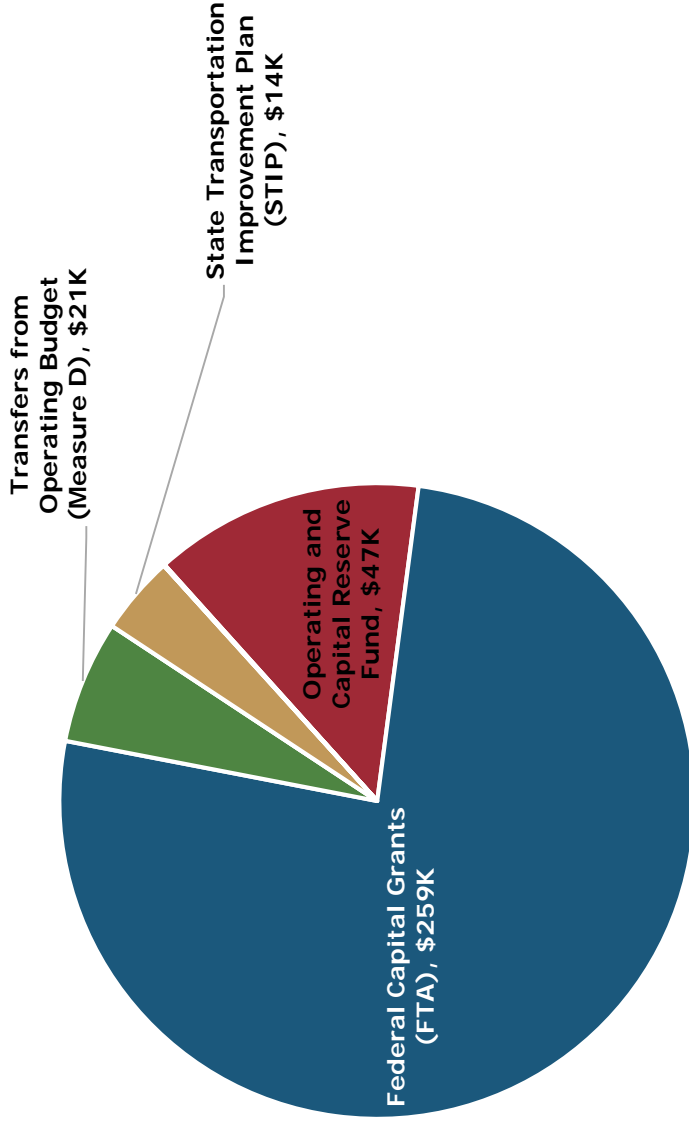


FY21 Capital Budget:

Spending Year to Date (by Funding Source) as of July 31, 2020

8% of Fiscal Year Elapsed

	Actual YTD	Total FY21 Budget	% Spent YTD
Total Capital Funding:	\$340,671	\$28,138,592	1.2%



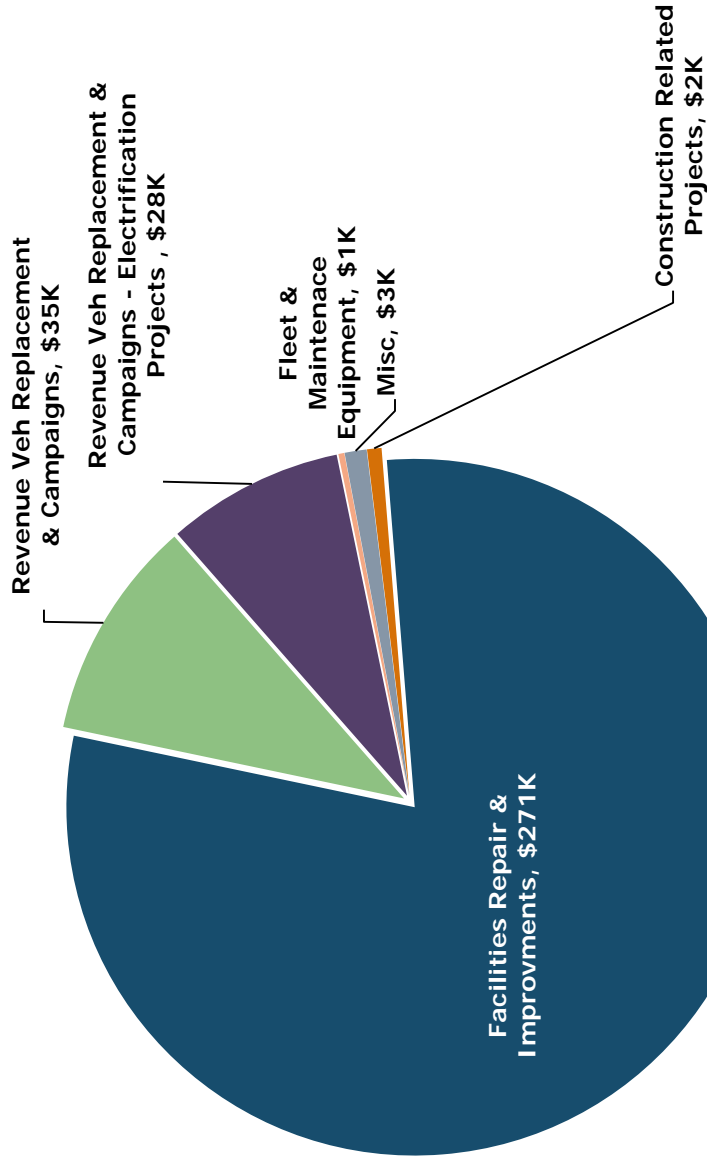
Actual YTD

FY21 Capital Budget:

Spending Year to Date as of July 31, 2020

8% of Fiscal Year Elapsed

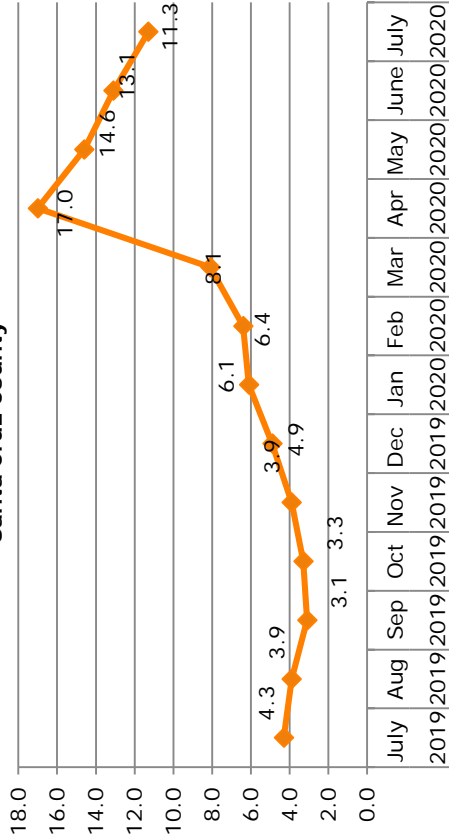
	Actual YTD	Total FY20 Budget	% Spent YTD
Total Capital Projects:	\$340,671	\$28,138,592	1.2%



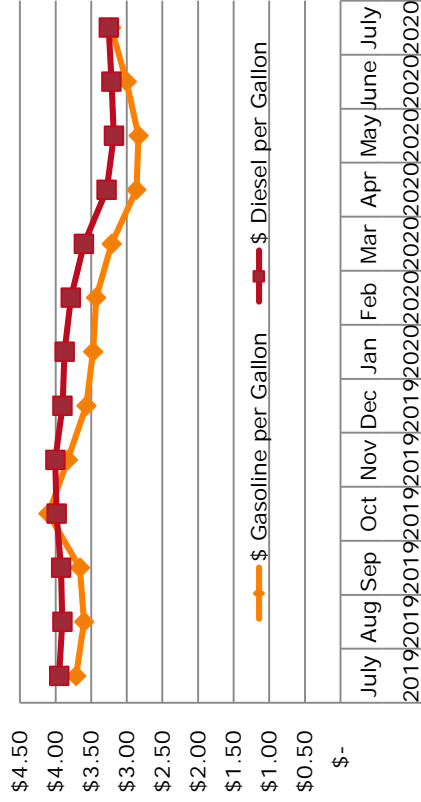
Additional Information

Economic Indicators & Ridership:

Unemployment Rate %
Santa Cruz County



\$ Diesel/Gasoline per Gallon
San Francisco – Oakland – San Jose



FY20-FY21 Ridership: July YTD			
Ridership	FY20	FY21	% Change
Total	271,668	59,256	-78.2%
Hwy 17	22,487	2,693	-88.0%
Local	249,181	56,563	-77.3%
UCSC	78,895	4,946	-93.7%
Cabrillo	12,550	212	-98.3%
Non-Student	157,736	51,405	-68.4%

Enrollment Information **			
UCSC	Spring (Total On-campus)		
	2018/19	2019/20	% Change
	17,980	17,696	-1.6%
Fall*			
Cabrillo	2018/19		
	2018/19	2019/20	% Change
	11,490	12,548	9.2%

*Actual Spring 2020 enrollment for Cabrillo will be available later in the year.

**2020-2021 school year is primarily online and no student count is available at this time

FY21 Operating Revenue, Expenses, and Transfers:
Year to Date as of August 31, 2020: PRELIMINARY:

17% of Fiscal Year Elapsed

\$ In Thousands	Actual	Budget	Budget to Actual Favorable/ (Unfavorable)
Revenue:	\$7,542	\$6,028	\$1,514
Operating Expenses:			
Personnel Expenses	\$10,321	\$11,256	\$935
Non-Personnel Expenses	1,371	1,606	235
Total Operating Expenses:	\$11,692	\$12,862	\$1,170
Transfers:			
Transfers to Capital Budget	\$379	\$348	\$31
Transfers to Operating and Capital Reserve Fund	\$0	\$0	\$0
Total Transfers:	\$379	\$348	\$31
Operating Balance:			\$2,653

Questions

- THIS PAGE INTENTIONALLY LEFT BLANK -

VERBAL PRESENTATION

COVID-19 TRANSIT FISCAL CRISIS ORAL REPORT

Alex Clifford

- THIS PAGE INTENTIONALLY LEFT BLANK -